

2

6/11/2015

Worklist: 742

<u>LAB_CASE</u>	<u>ITEM</u>	<u>TASK_ID</u>	<u>DESCRIPTION</u>
P2015-1180	1	35683	3.10.3 Blood confirmation of co
P2015-1237	3	35684	3.10.3 Blood confirmation of co



Reviewed by DND on 06/12/2015.

2

POC_AM 3.10.3_06102015_005

6/10/15 eg

Simulate Run Sequence Wed Jun 10 11:17:04 2015

Instrument Name: Probie
Sequence File: C:\msdchem\1\sequence\CS-Op060915.s
Comment:
Operator: C Shrum
Data Path: C:\MSDCHEM\1\DATA\CDS\2015\061015 OP\
Method Path: C:\MSDCHEM\1\METHODS\

Line	Type	Vial	DataFile	Method	Sample Name
1)	Sample	100	Pre-run Solvent Blank		
	Datafile		Pre-runSolventBlk		
	Method		AM-3-10-3-3		
2)	Sample	9	750ng/mL Positive Control		
	Datafile		Pre-runPC-FS		
	Method		AM3-10-3-FS		
3)	Sample	9	750ng/mL Positive Control		
	Datafile		Pre-runPC		
	Method		AM-3-10-3-3		
4)	Sample	99	Pre-run Solvent Blank		
	Datafile		Pre-BlankSolventBlk		
	Method		AM-3-10-3-3		
5)	Sample	1	Negative Whole Blood Utak Lot 80130 B0689 eg		
	Datafile		NegativeWholeBlood		
	Method		AM-3-10-3-3		
6)	Sample	1	Negative Whole Blood Utak Lot 80130 B0689 eg		
	Datafile		NegativeWholeBlood-FS		
	Method		AM3-10-3-FS		
7)	Sample	2	Calibrator Level 1: 25ng/mL		
	Datafile		CalLevel-1-25		
	Method		AM-3-10-3-3		
8)	Sample	3	Calibrator Level 2: 50ng/mL		
	Datafile		CalLevel-2-50		
	Method		AM-3-10-3-3		
9)	Sample	4	Calibrator Level 3: 100ng/mL		
	Datafile		CalLevel-3-100		
	Method		AM-3-10-3-3		
10)	Sample	5	Calibrator Level 4: 250ng/mL		
	Datafile		CalLevel-4-250		
	Method		AM-3-10-3-3		
11)	Sample	6	Calibrator Level 5: 500ng/mL		
	Datafile		CalLevel-5-500		
	Method		AM-3-10-3-3		
12)	Sample	7	Calibrator Level 6: 1000ng/mL		
	Datafile		CalLevel-6-1000		
	Method		AM-3-10-3-3		
13)	Sample	98	Solvent Blank		
	Datafile		SolventBlk		
	Method		AM-3-10-3-3		
14)	Sample	9	750ng/mL Positive Control		
	Datafile		PC-750-1		
	Method		AM-3-10-3-3		
15)	Sample	97	Lab No.: P2015-1180-1 Blank		
	Datafile		P2015-1180-1 BLK		
	Method		AM3-10-3-FS		
16)	Sample	10	Lab No.: P2015-1180-1		

POC/AM 2015-06102015 - CDS

6/10/15 *cs*

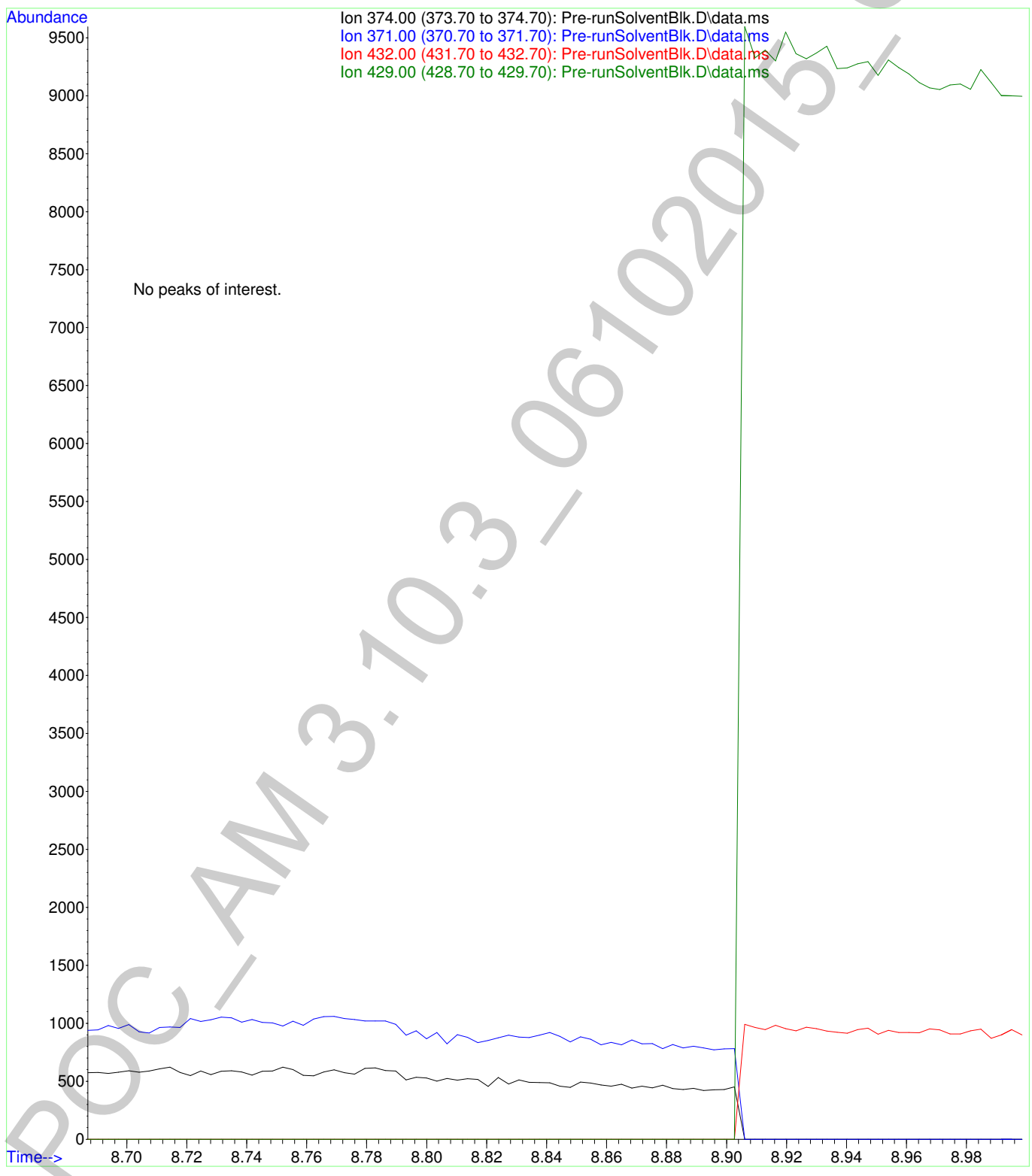
Datafile		P2015-1180-1
Method		AM-3-10-3-3
17) Sample	10	Lab No.: P2015-1180-1
Datafile		P2015-1180-1 FS
Method		AM3-10-3-FS
18) Sample	96	Solvent Blank
Datafile		SolventBlk2
Method		AM-3-10-3-3
19) Sample	8	75ng/mL Positive Control
Datafile		PC-75-1
Method		AM-3-10-3-3
20) Sample	95	Solvent Blank
Datafile		SolventBlk3
Method		AM-3-10-3-3
21) Sample	94	Lab No.: P2015-1237-3 Blank
Datafile		P2015-1237-3 BLK
Method		AM3-10-3-FS
22) Sample	11	Lab No.: P2015-1237-3
Datafile		P2015-1237-3
Method		AM-3-10-3-3
23) Sample	11	Lab No.: P2015-1237-3
Datafile		P2015-1237-3 FS
Method		AM3-10-3-FS
24) Sample	93	Post-run Solvent Blank
Datafile		Post-Blank
Method		AM-3-10-3-3

Bytes Needed: 10862832 Space on drive C: 4.24473e+011

Sequence Verification Done!

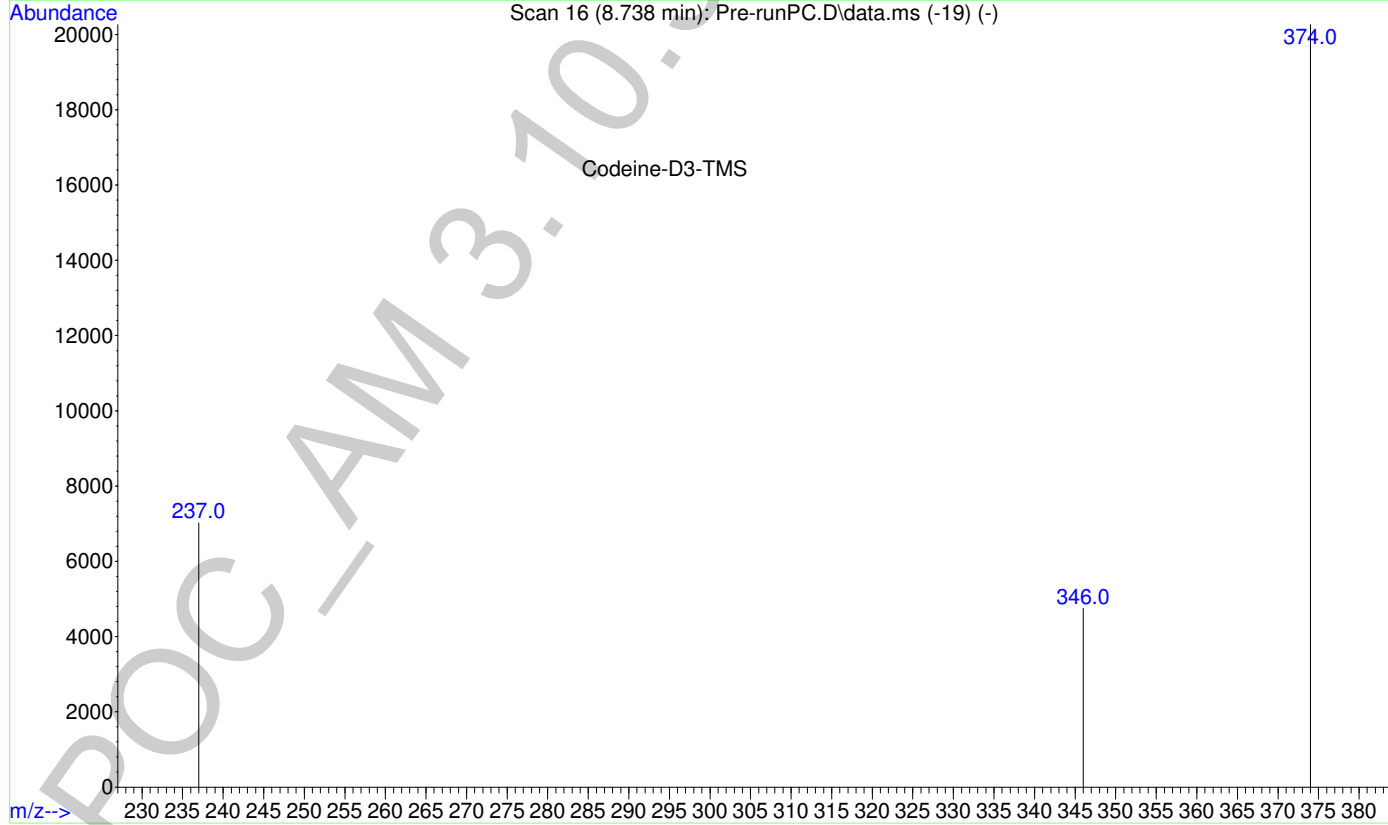
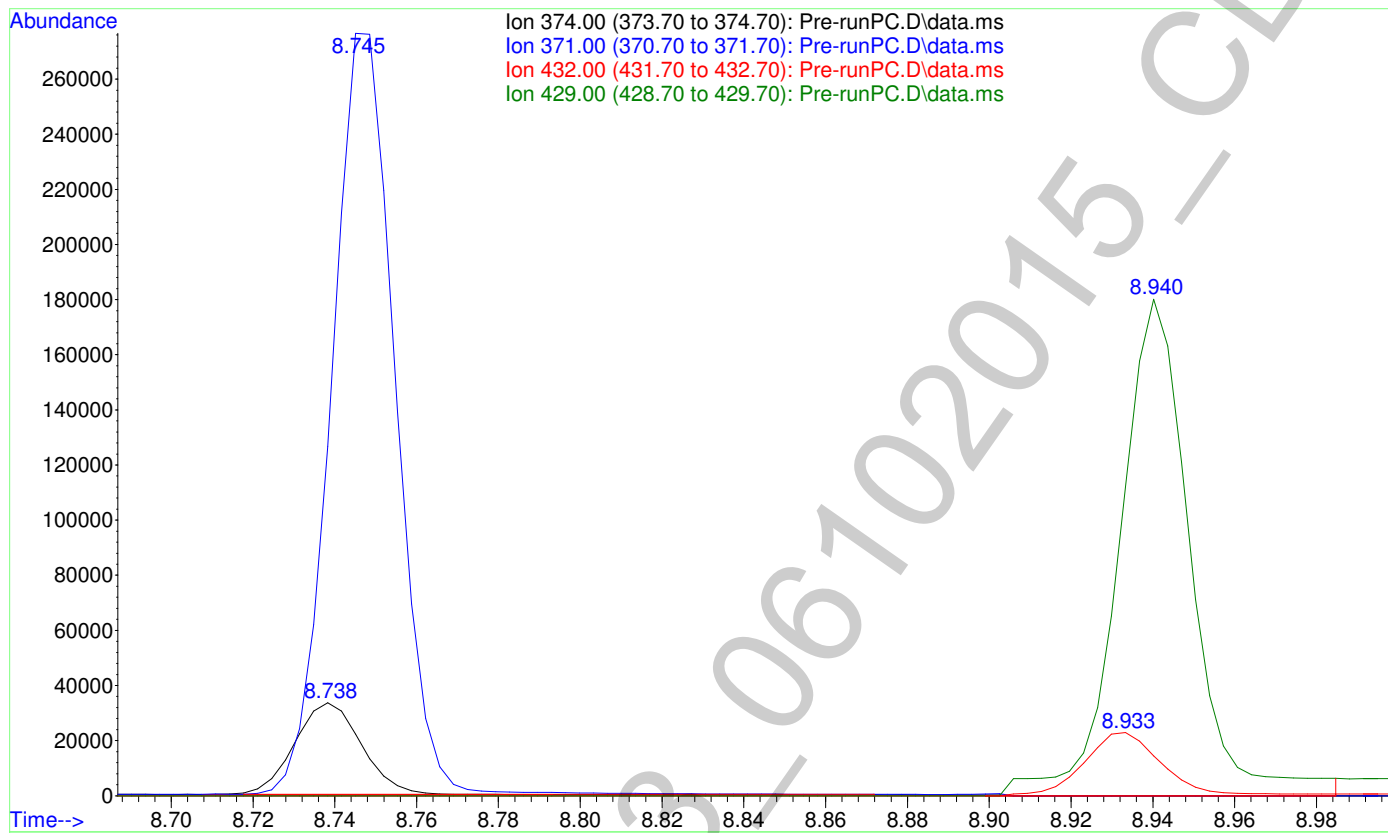
2

File :F:\Data\061015 OP\Pre-runSolventBlk.D
Operator : C Shrum
Acquired : 10 Jun 2015 12:27 using AcqMethod AM-3-10-3-3.M
Instrument : Probie
Sample Name: Pre-run Solvent Blank
Misc Info : CHCl3
Vial Number: 100



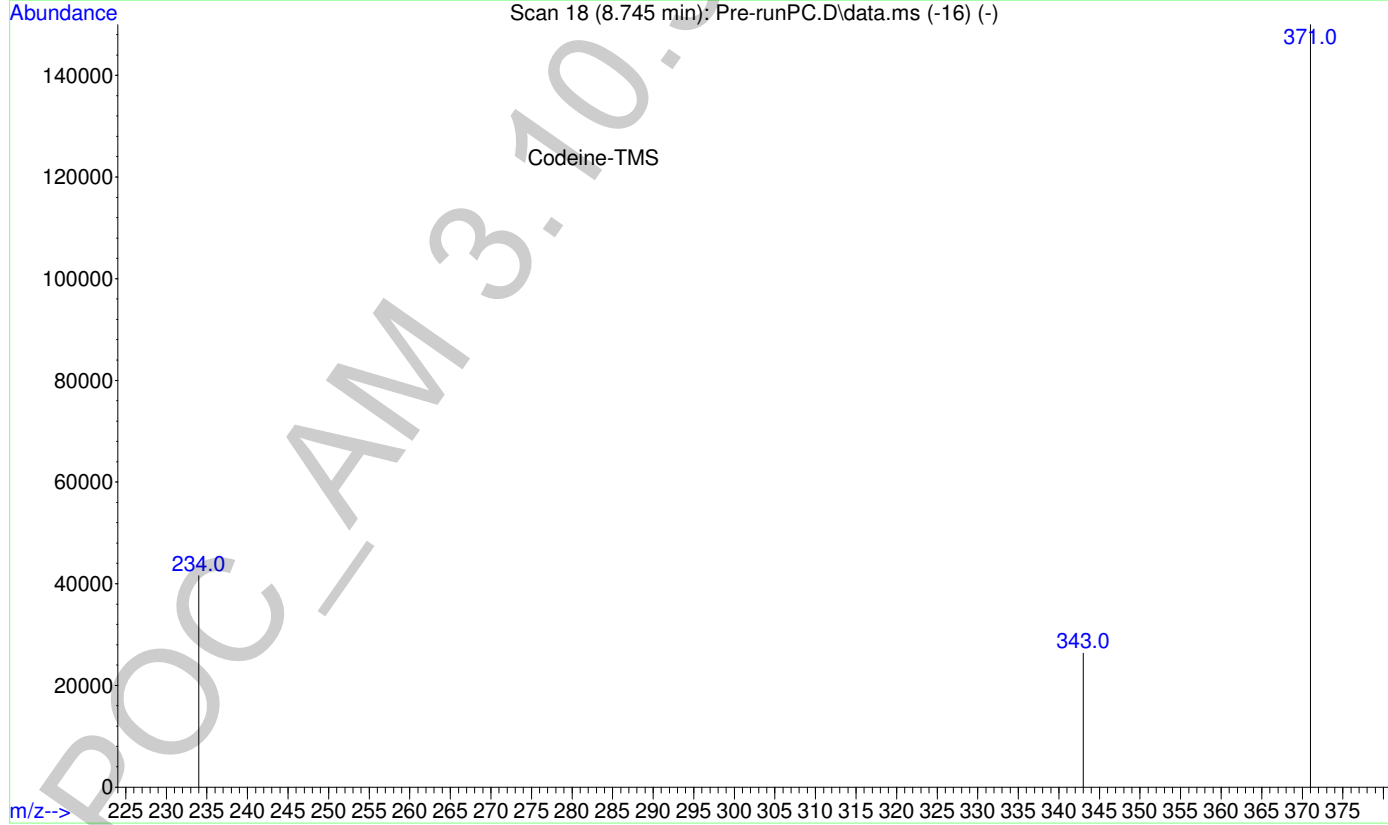
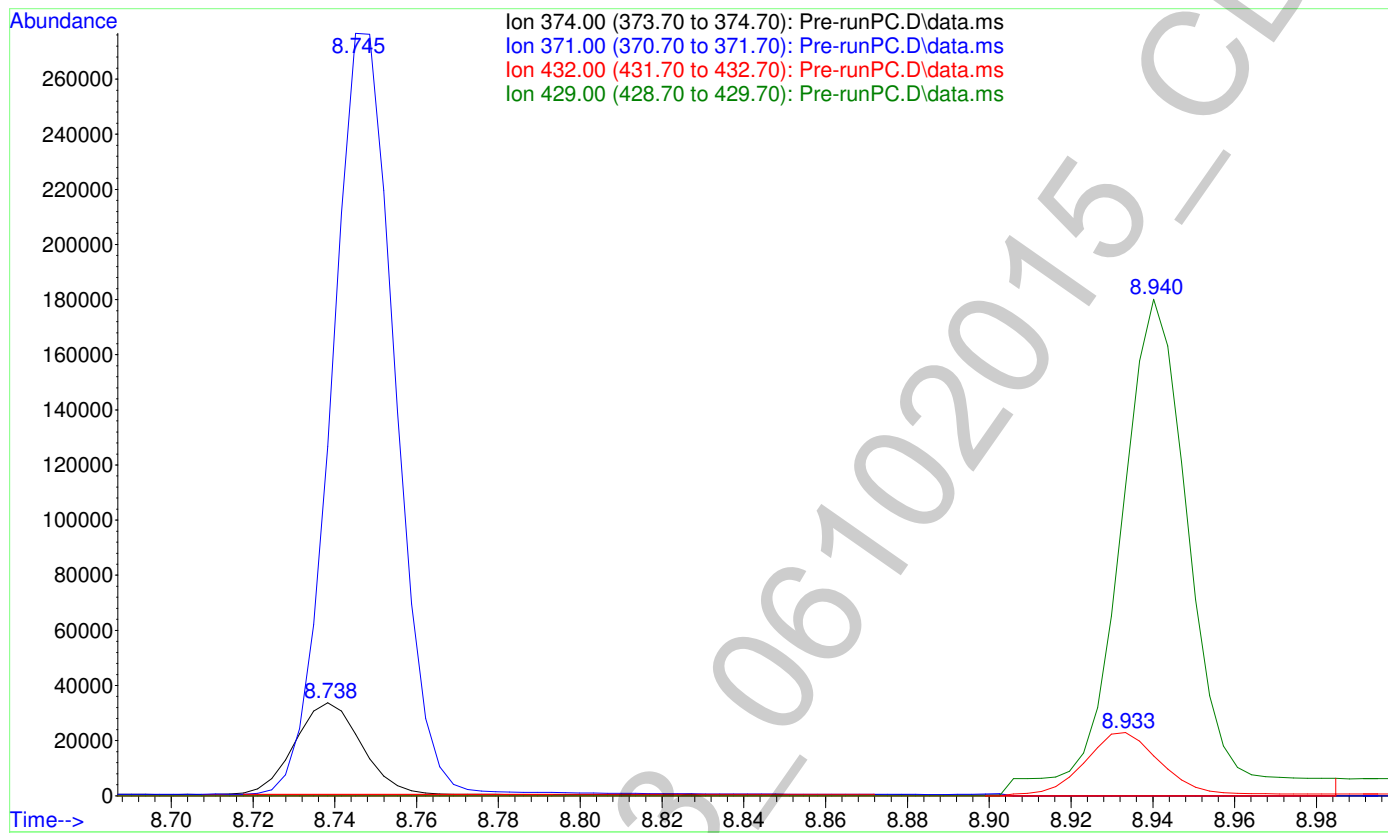
6

File :F:\Data\061015 OP\Pre-runPC.D
Operator : C Shrum
Acquired : 10 Jun 2015 13:04 using AcqMethod AM-3-10-3-3.M
Instrument : Probie
Sample Name: 750ng/mL Positive Control
Misc Info : Analytical Method 3.10.3
Vial Number: 9



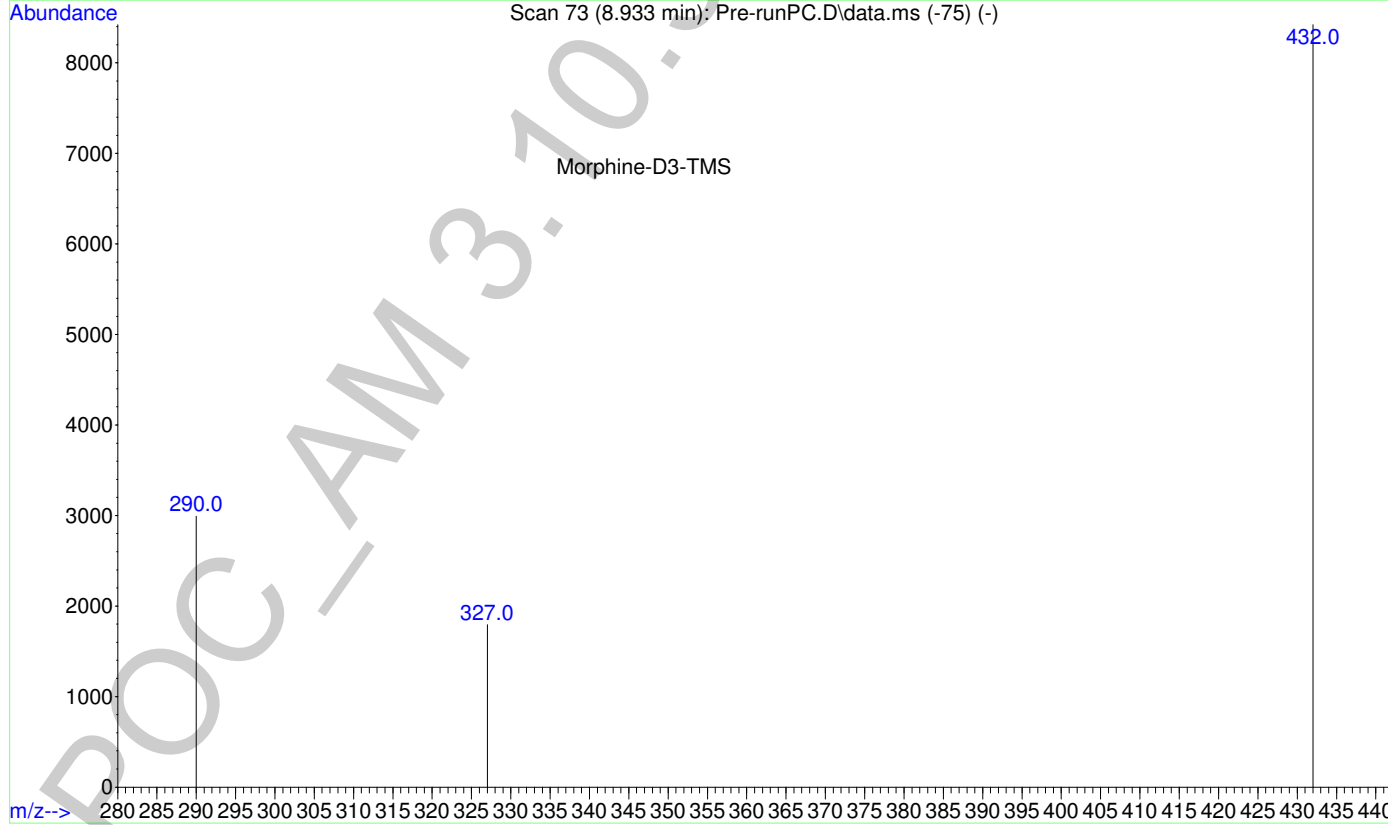
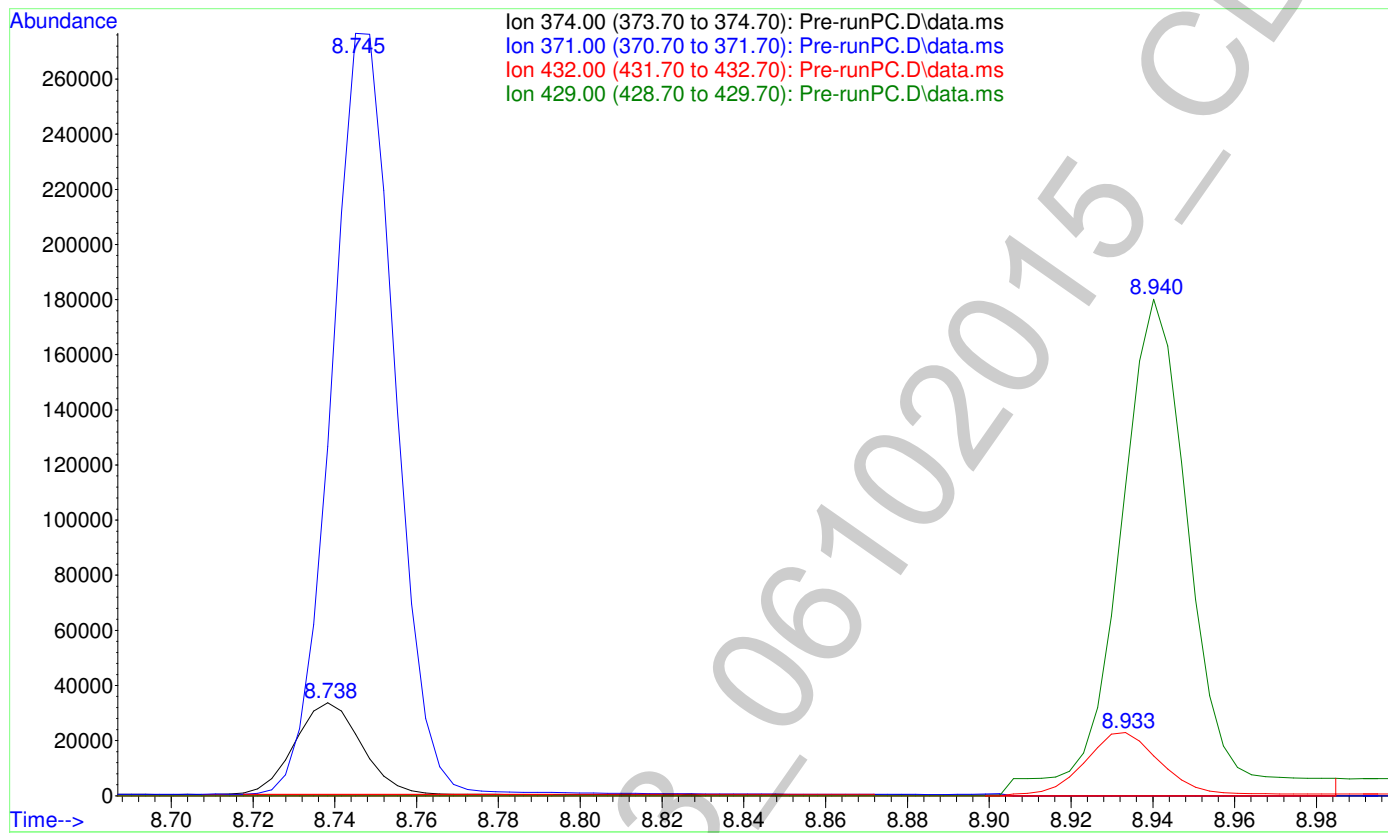
File :F:\Data\061015 OP\Pre-runPC.D
Operator : C Shrum
Acquired : 10 Jun 2015 13:04 using AcqMethod AM-3-10-3-3.M
Instrument : Probie
Sample Name: 750ng/mL Positive Control
Misc Info : Analytical Method 3.10.3
Vial Number: 9

6



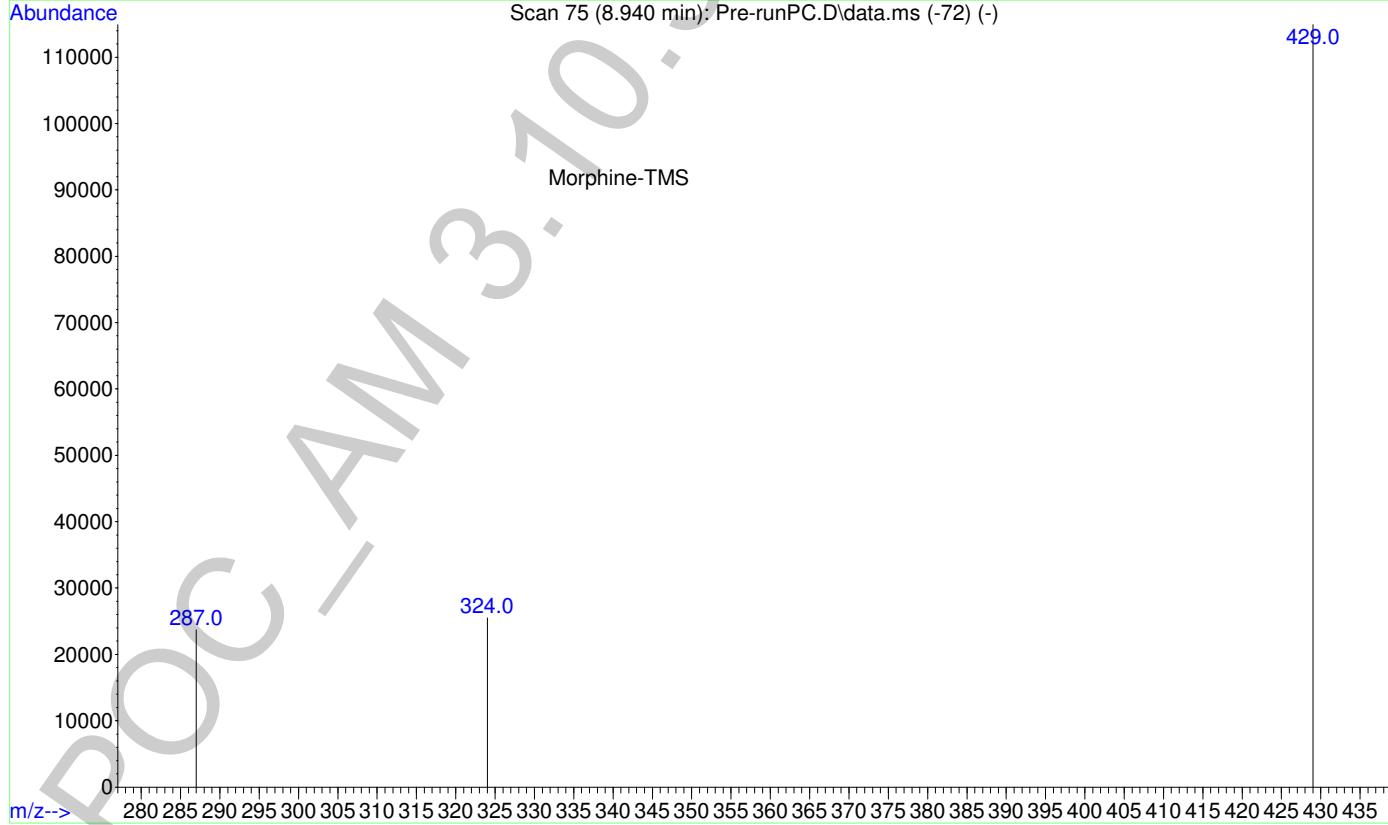
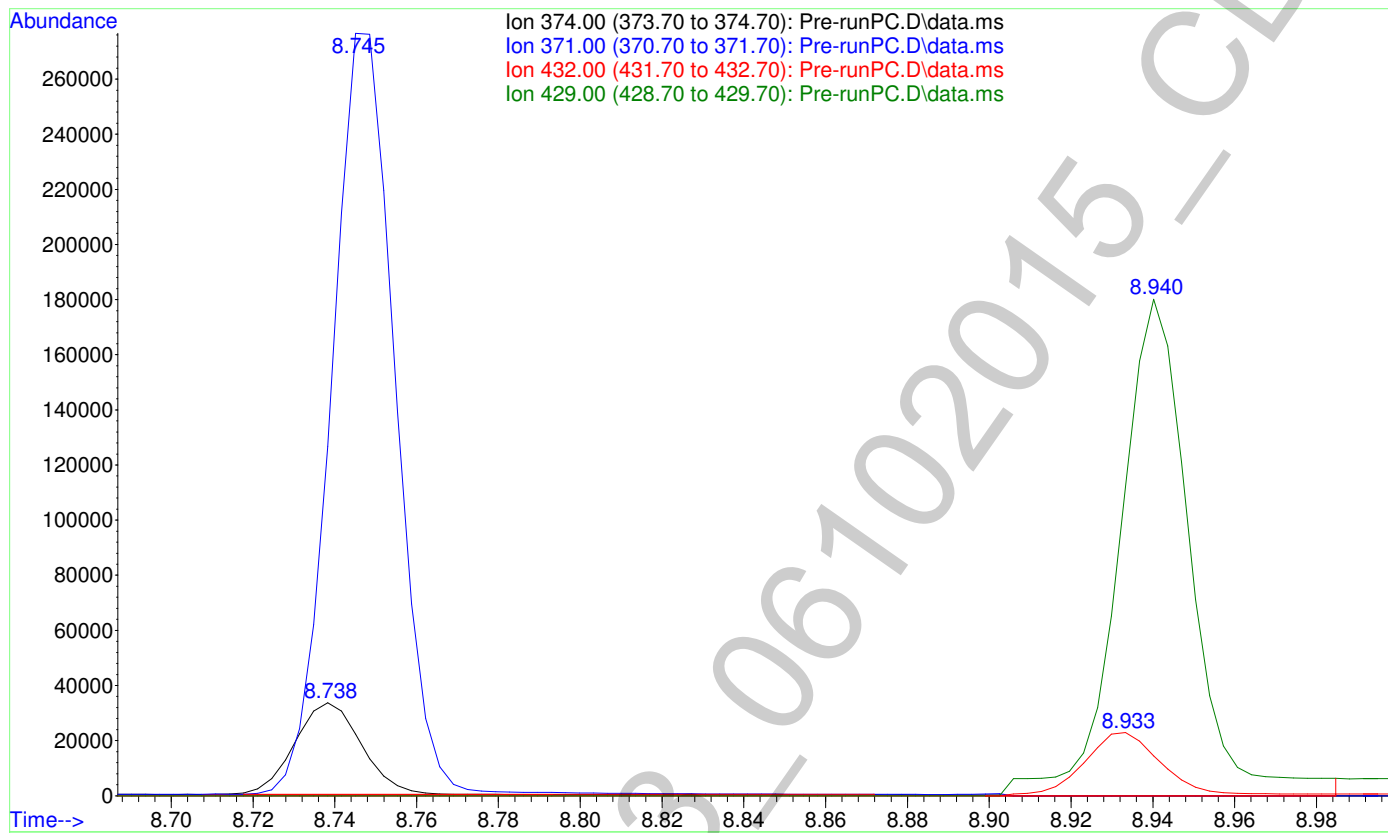
2

File :F:\Data\061015 OP\Pre-runPC.D
Operator : C Shrum
Acquired : 10 Jun 2015 13:04 using AcqMethod AM-3-10-3-3.M
Instrument : Probie
Sample Name: 750ng/mL Positive Control
Misc Info : Analytical Method 3.10.3
Vial Number: 9



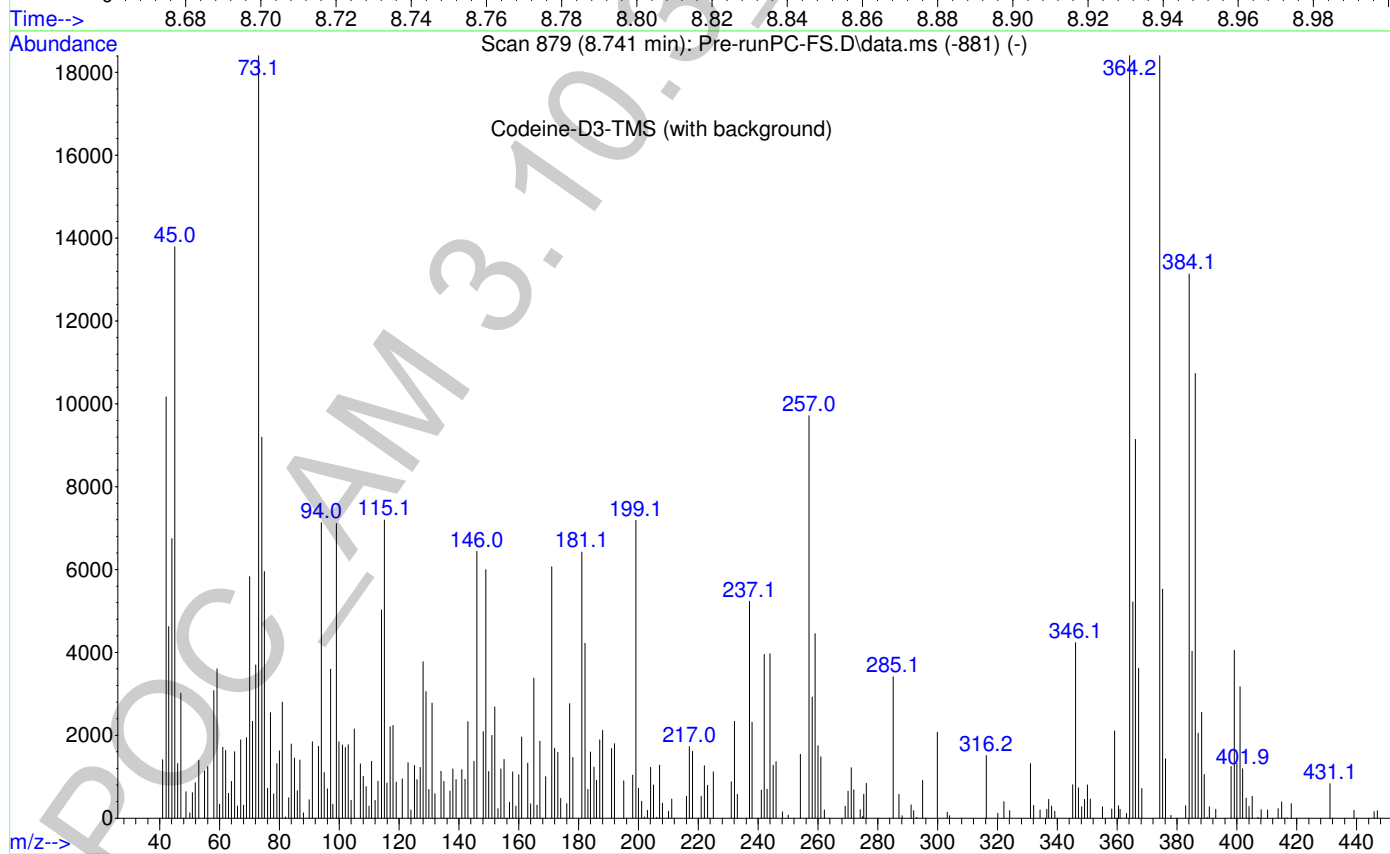
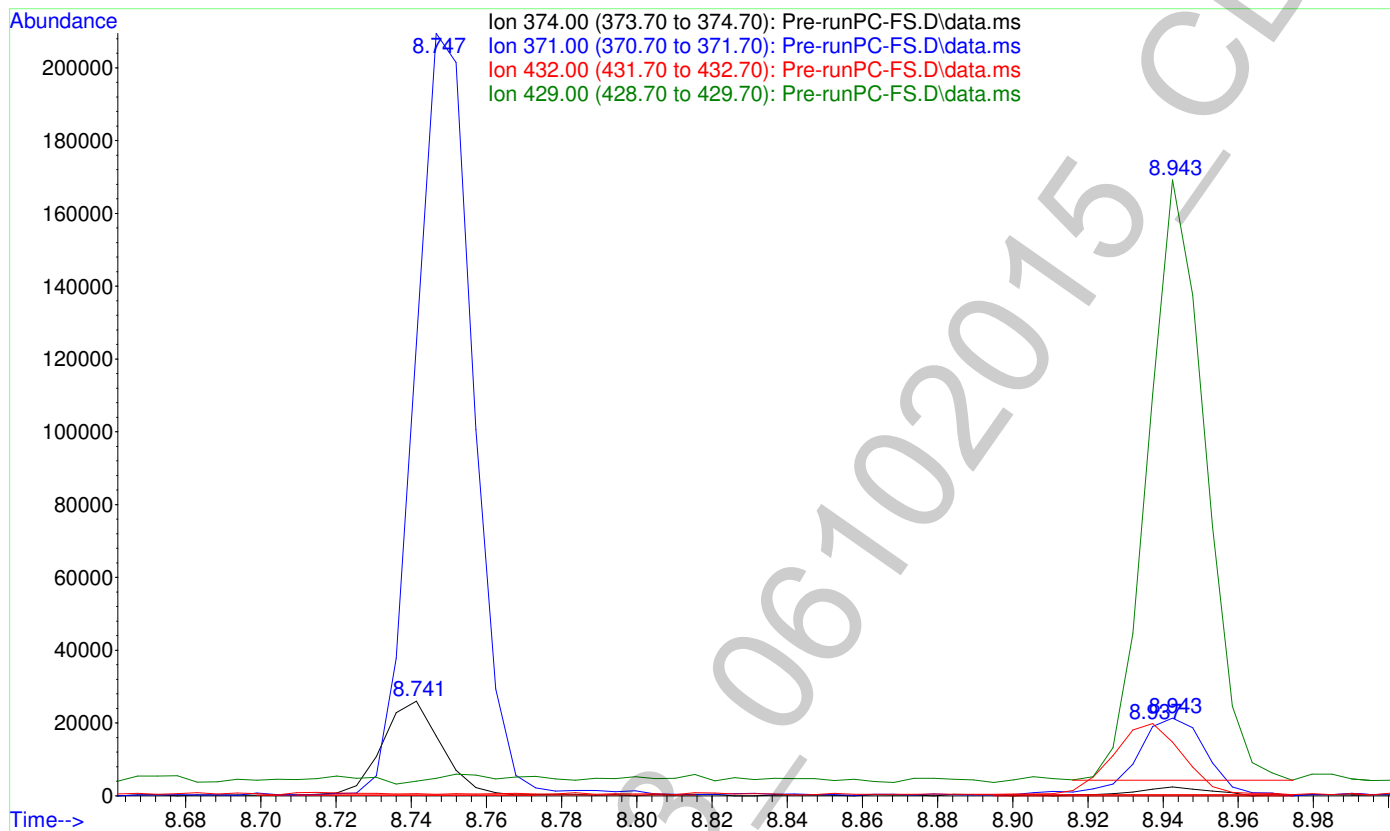
2

File : F:\Data\061015 OP\Pre-runPC.D
Operator : C Shrum
Acquired : 10 Jun 2015 13:04 using AcqMethod AM-3-10-3-3.M
Instrument : Probie
Sample Name: 750ng/mL Positive Control
Misc Info : Analytical Method 3.10.3
Vial Number: 9



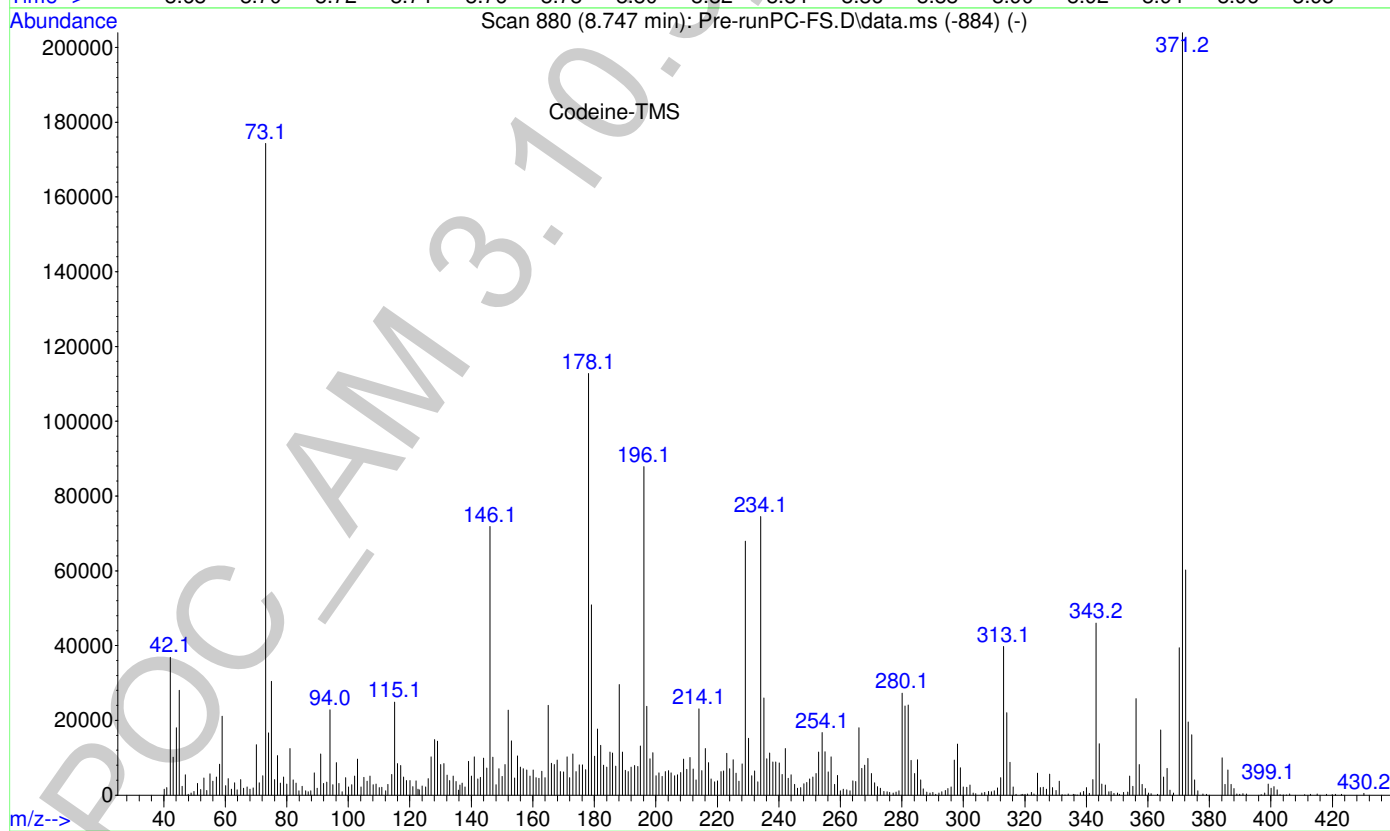
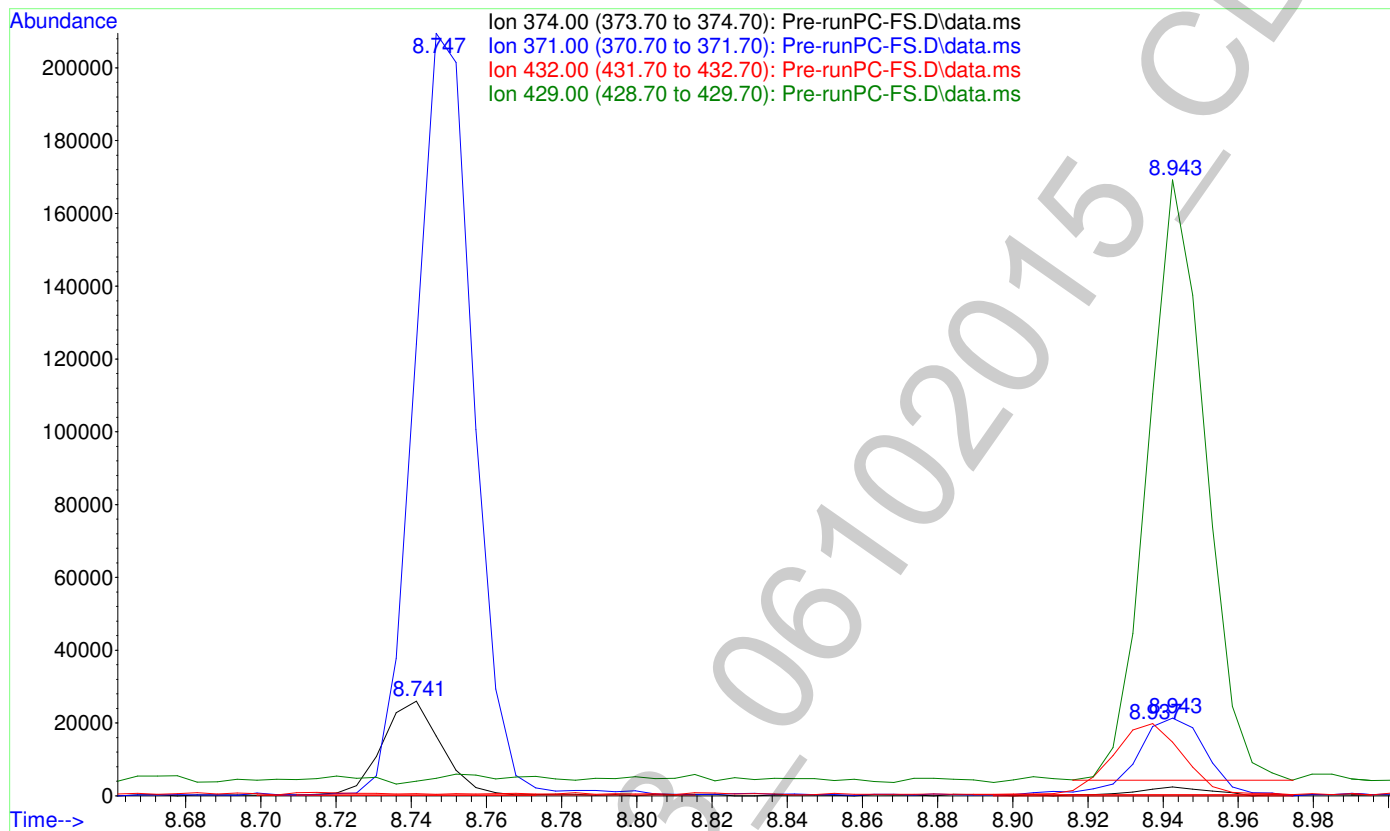
2

File :F:\Data\061015 OP\Pre-runPC-FS.D
Operator : C Shrum
Acquired : 10 Jun 2015 12:46 using AcqMethod AM3-10-3-FS.M
Instrument : Probie
Sample Name: 750ng/mL Positive Control
Misc Info : Analytical Method 3.10.3
Vial Number: 9



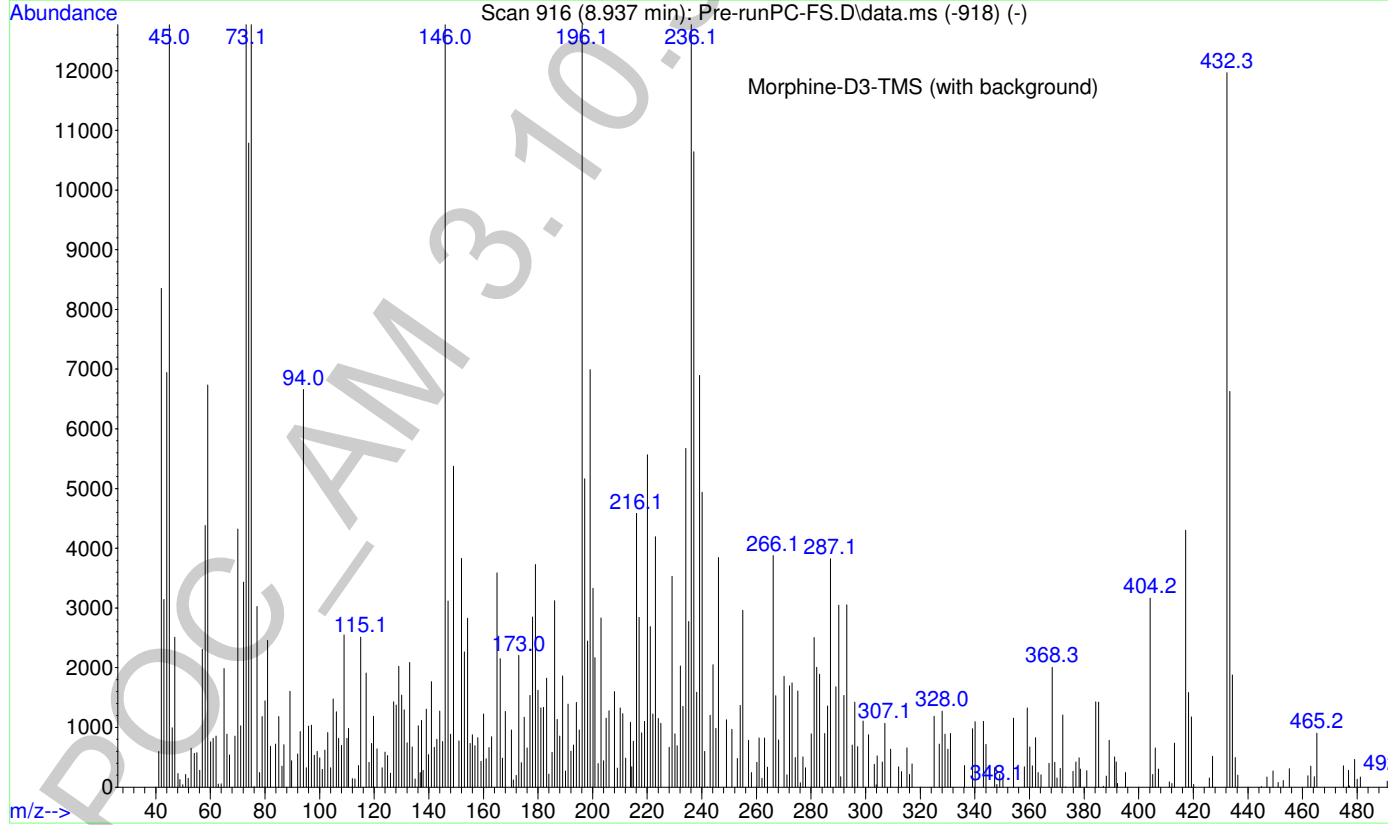
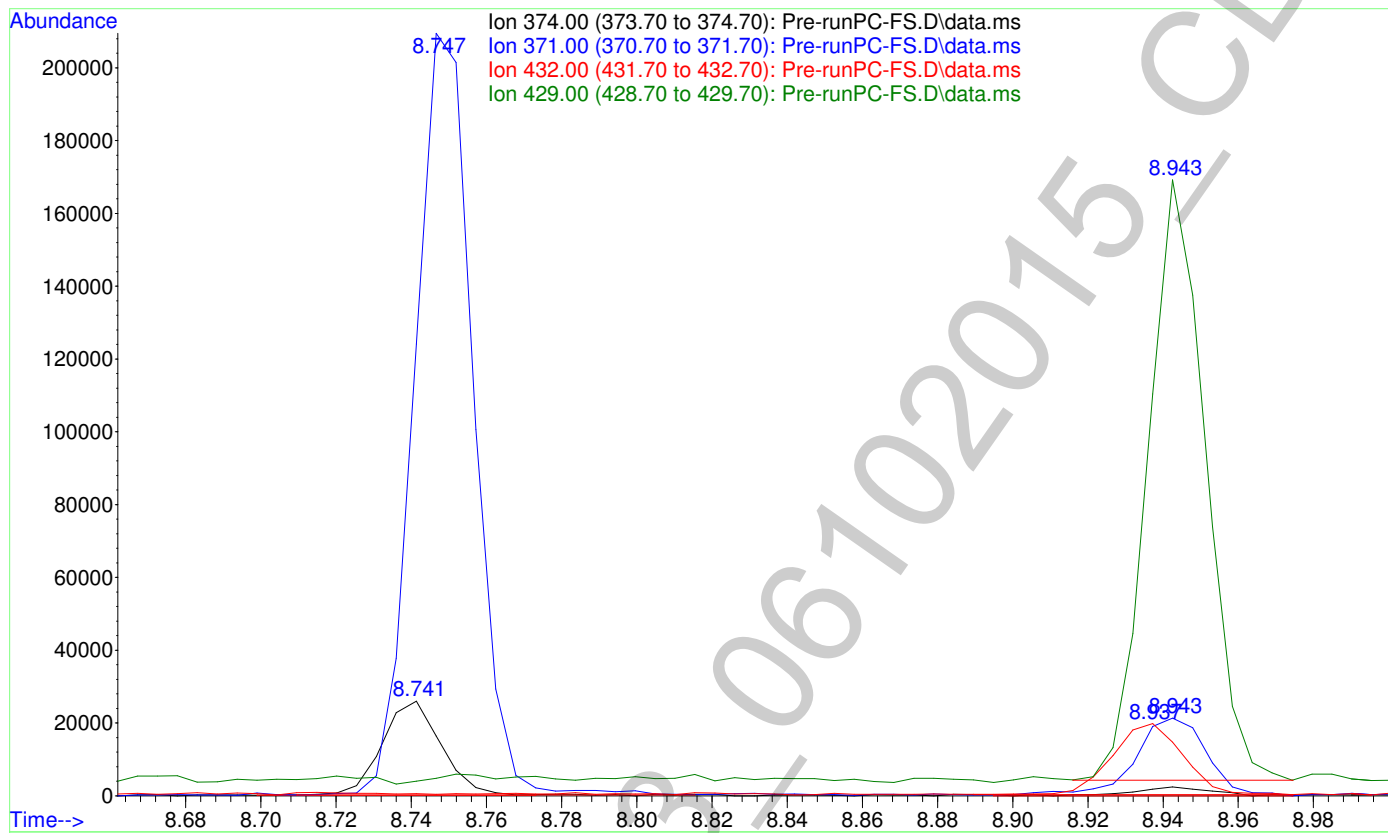
File : F:\Data\061015 OP\Pre-runPC-FS.D
Operator : C Shrum
Acquired : 10 Jun 2015 12:46 using AcqMethod AM3-10-3-FS.M
Instrument : Probie
Sample Name: 750ng/mL Positive Control
Misc Info : Analytical Method 3.10.3
Vial Number: 9

2



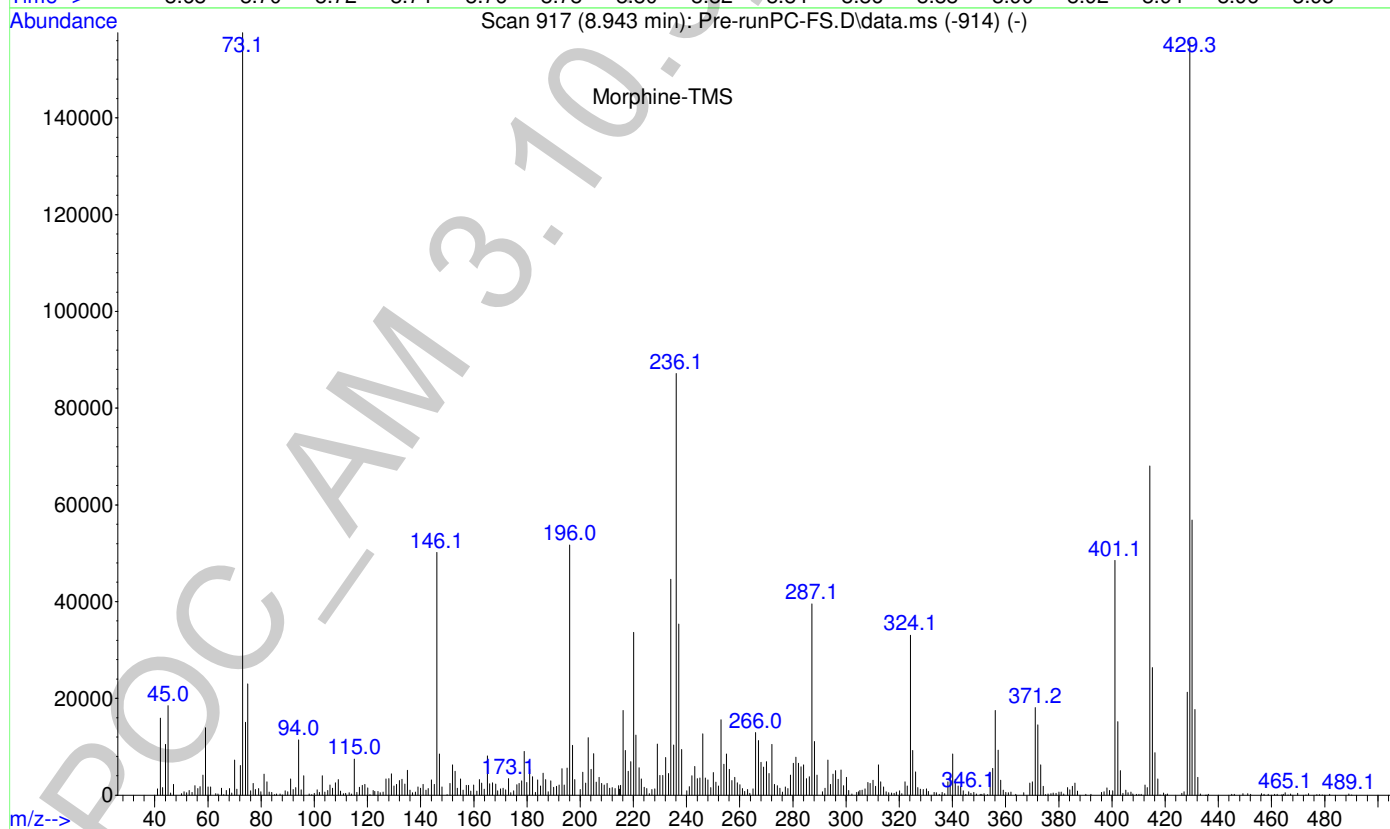
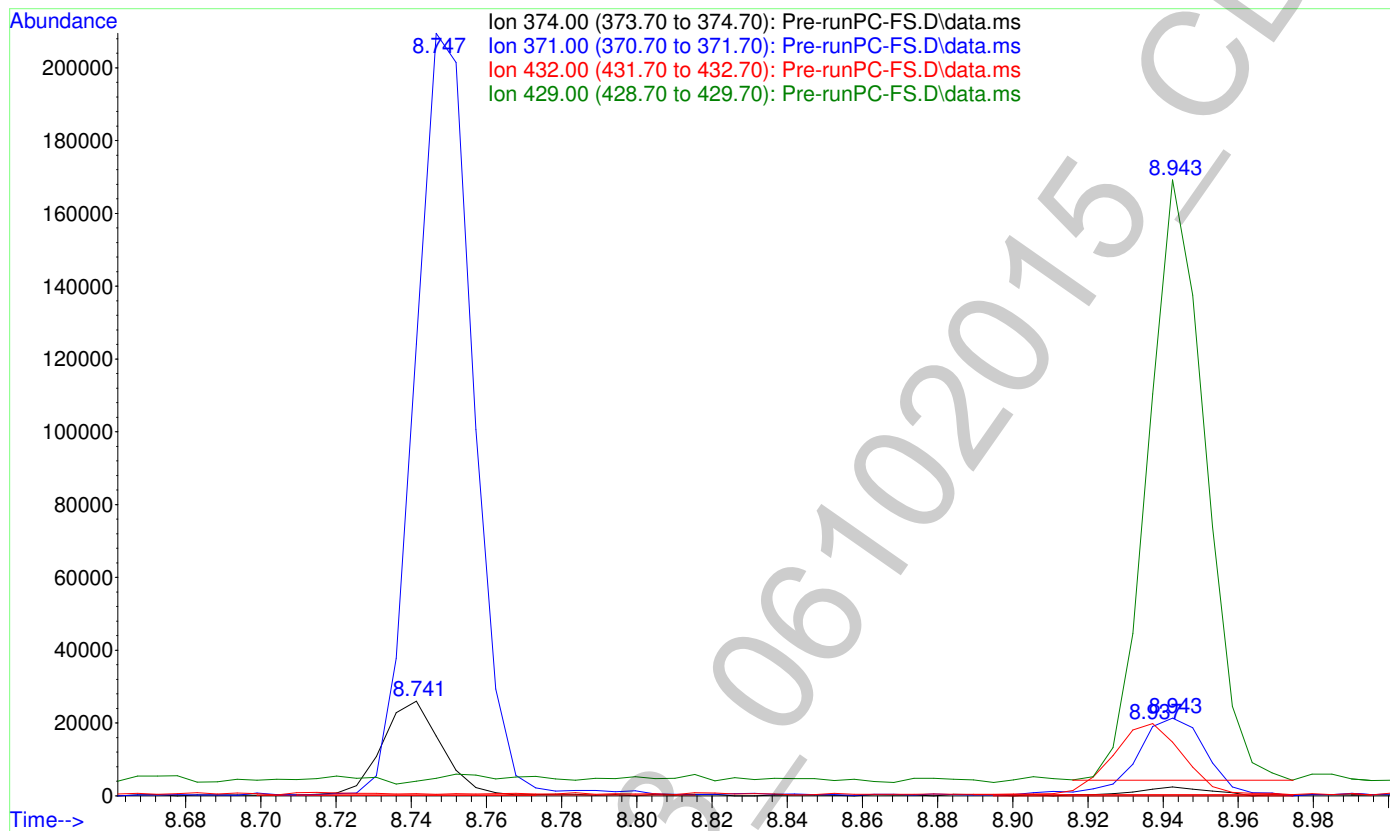
File :F:\Data\061015 OP\Pre-runPC-FS.D
Operator : C Shrum
Acquired : 10 Jun 2015 12:46 using AcqMethod AM3-10-3-FS.M
Instrument : Probie
Sample Name: 750ng/mL Positive Control
Misc Info : Analytical Method 3.10.3
Vial Number: 9

2



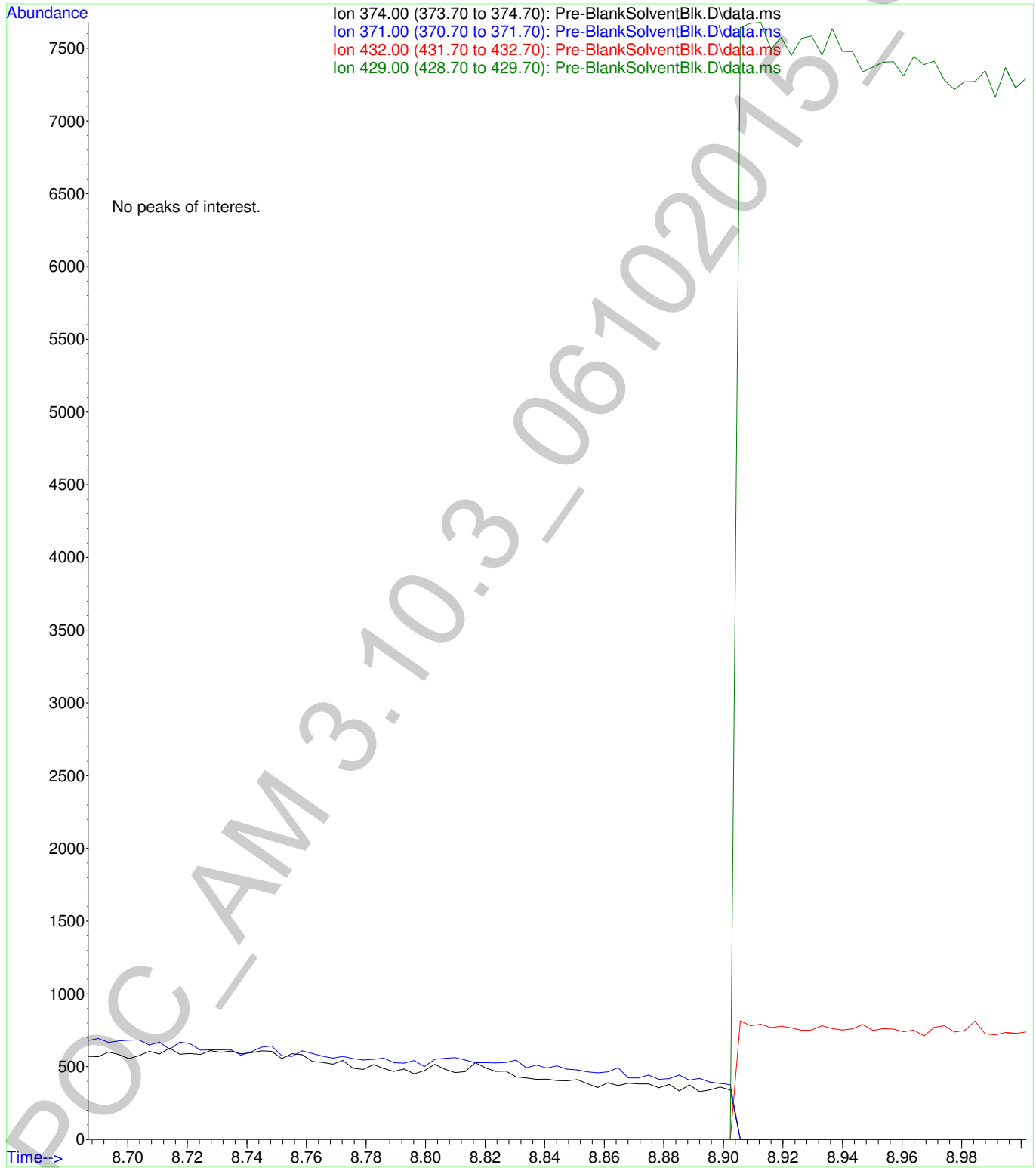
2

File : F:\Data\061015 OP\Pre-runPC-FS.D
Operator : C Shrum
Acquired : 10 Jun 2015 12:46 using AcqMethod AM3-10-3-FS.M
Instrument : Probie
Sample Name: 750ng/mL Positive Control
Misc Info : Analytical Method 3.10.3
Vial Number: 9



2

File :F:\Data\061015 OP\Pre-BlankSolventBlk.D
Operator : C Shrum
Acquired : 10 Jun 2015 13:23 using AcqMethod AM-3-10-3-3.M
Instrument : Probie
Sample Name: Pre-run Solvent Blank
Misc Info : CHCl3
Vial Number: 99



2

Calibration data of Codeine-D3-TMS

LvLID	Amount (ratio)	Response (ratio)	Data File
4	100.0000	36800.000000	F:\Data\061015 OP\CalLevel-4-250.D
1	100.0000	33215.000000	F:\Data\061015 OP\CalLevel-1-25.D
2	100.0000	3586.000000	F:\Data\061015 OP\CalLevel-2-50.D
3	100.0000	35207.000000	F:\Data\061015 OP\CalLevel-3-100.D
5	100.0000	35952.000000	F:\Data\061015 OP\CalLevel-5-500.D
6	100.0000	31975.000000	F:\Data\061015 OP\CalLevel-6-1000.D

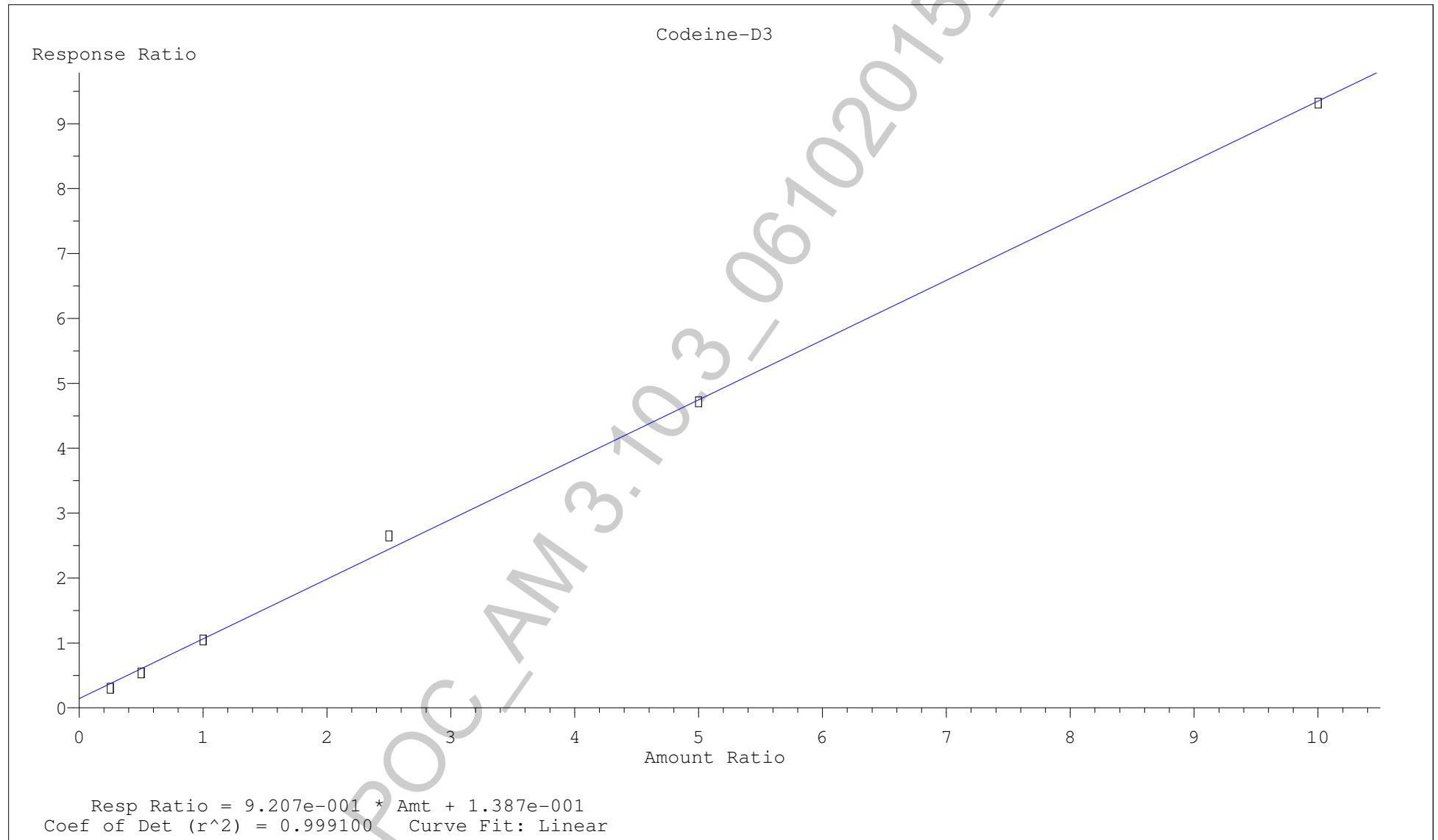
Internal Standard

POC_AM 3.10.3_06102015_CDS

6

Calibration data of Codeine-D3

LvLID	Amount (ratio)	Response (ratio)	bias (%)	Data File
4	2.5000	2.648288	8.52	F:\Data\061015 OP\CalLevel-4-250.D
1	0.2500	0.300768	-18.45	F:\Data\061015 OP\CalLevel-1-25.D
2	0.5000	0.534958	-10.69	F:\Data\061015 OP\CalLevel-2-50.D
3	1.0000	1.043855	-1.46	F:\Data\061015 OP\CalLevel-3-100.D
5	5.0000	4.712339	-0.63	F:\Data\061015 OP\CalLevel-5-500.D
6	10.0000	9.314746	-0.33	F:\Data\061015 OP\CalLevel-6-1000.D



6

Calibration data of Morphine-D3-TMS

LvLID	Amount (ratio)	Response (ratio)	Data File
4	100.0000	27242.000000	F:\Data\061015 OP\CalLevel-4-250.D
1	100.0000	21836.000000	F:\Data\061015 OP\CalLevel-1-25.D
2	100.0000	22670.000000	F:\Data\061015 OP\CalLevel-2-50.D
3	100.0000	25198.000000	F:\Data\061015 OP\CalLevel-3-100.D
5	100.0000	26892.000000	F:\Data\061015 OP\CalLevel-5-500.D
6	100.0000	28322.000000	F:\Data\061015 OP\CalLevel-6-1000.D

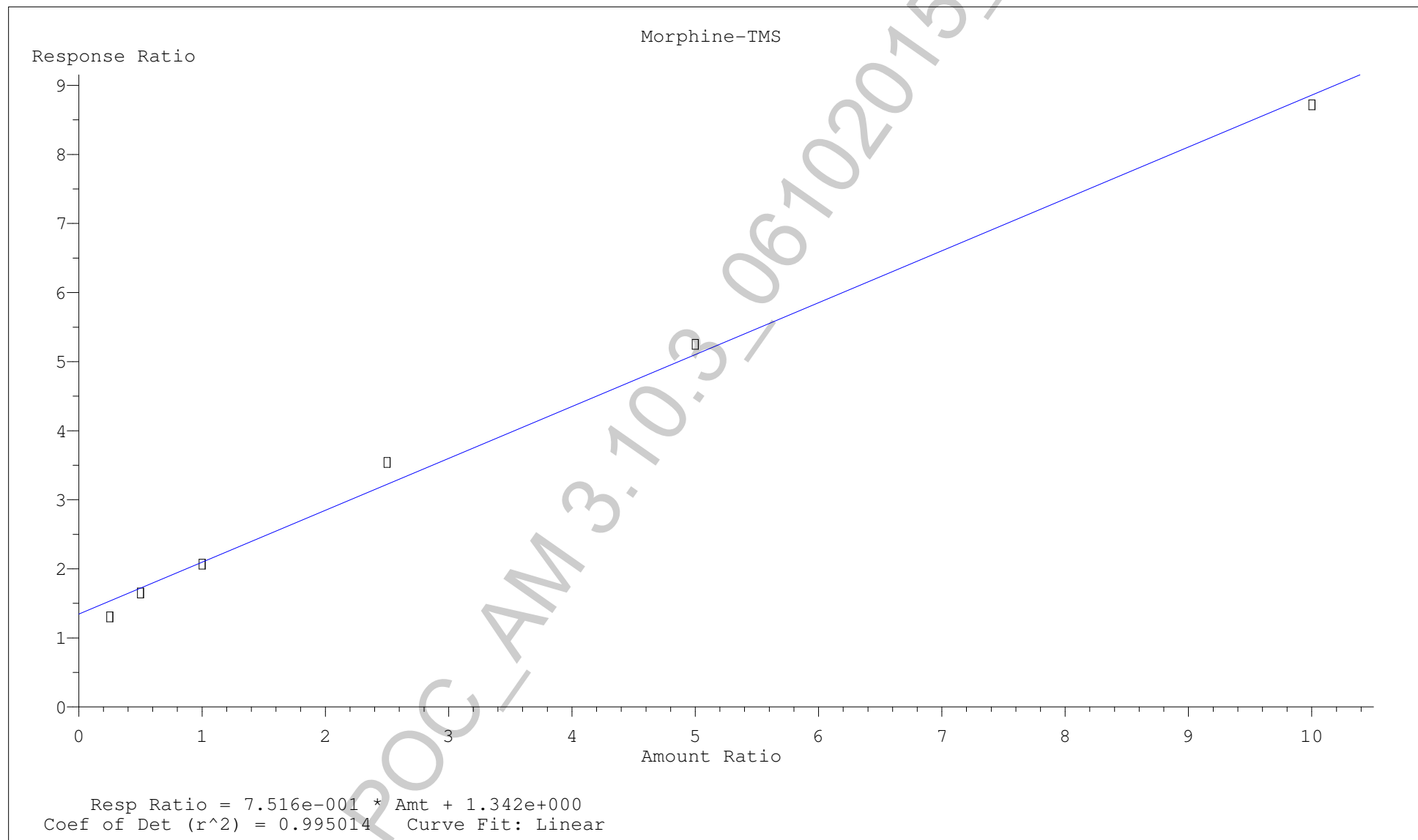
Internal Standard

POC_AM 3.10.3_06102015_CDS

g


Calibration data of Morphine-TMS

LvLID	Amount (ratio)	Response (ratio)	bias (%)	Data File
4	2.5000	3.537662	9.83	F:\Data\061015 OP\CalLevel-4-250.D
1	0.2500	1.302253	-14.87	F:\Data\061015 OP\CalLevel-1-25.D
2	0.5000	1.648169	-4.05	F:\Data\061015 OP\CalLevel-2-50.D
3	1.0000	2.065918	-1.32	F:\Data\061015 OP\CalLevel-3-100.D
5	5.0000	5.250074	2.94	F:\Data\061015 OP\CalLevel-5-500.D
6	10.0000	8.715839	-1.61	F:\Data\061015 OP\CalLevel-6-1000.D



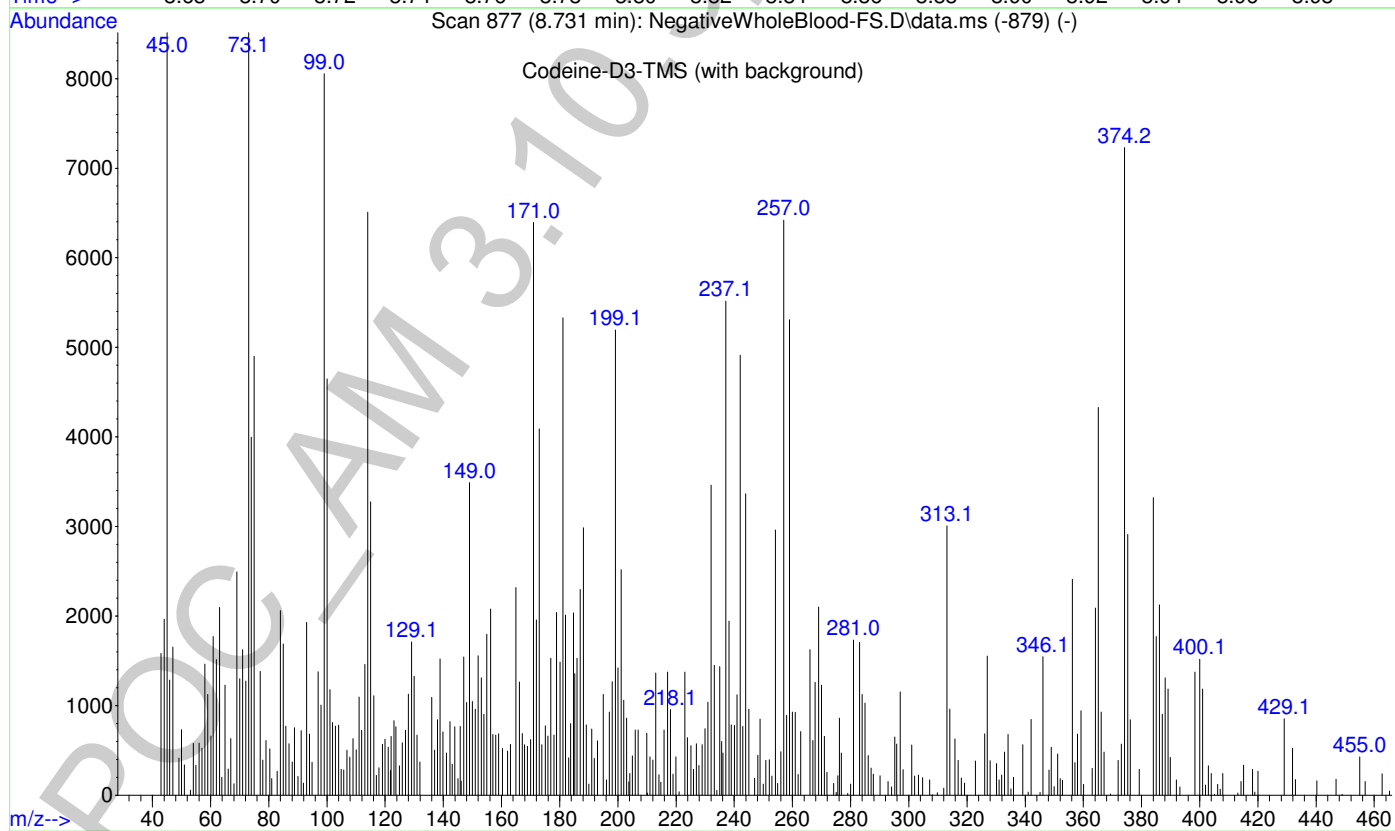
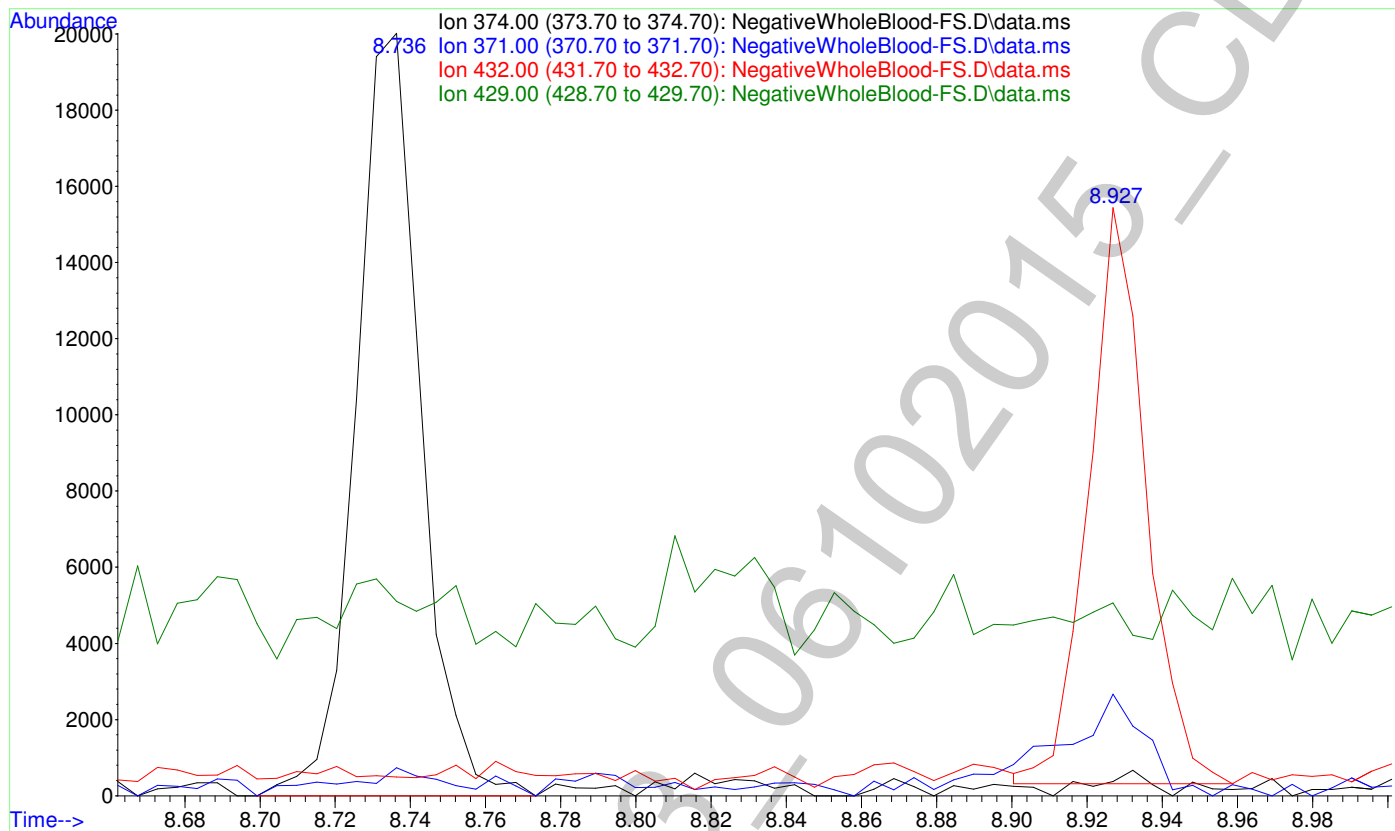
2

File :F:\Data\061015 OP\NegativeWholeBlood-FS.D
Operator : C Shrum
Acquired : 10 Jun 2015 14:00 using AcqMethod AM3-10-3-FS.M
Instrument : Probie
Sample Name: Negative Whole Blood Utak Lot B0689
Misc Info : Analytical Method 3.10.3
Vial Number: 1



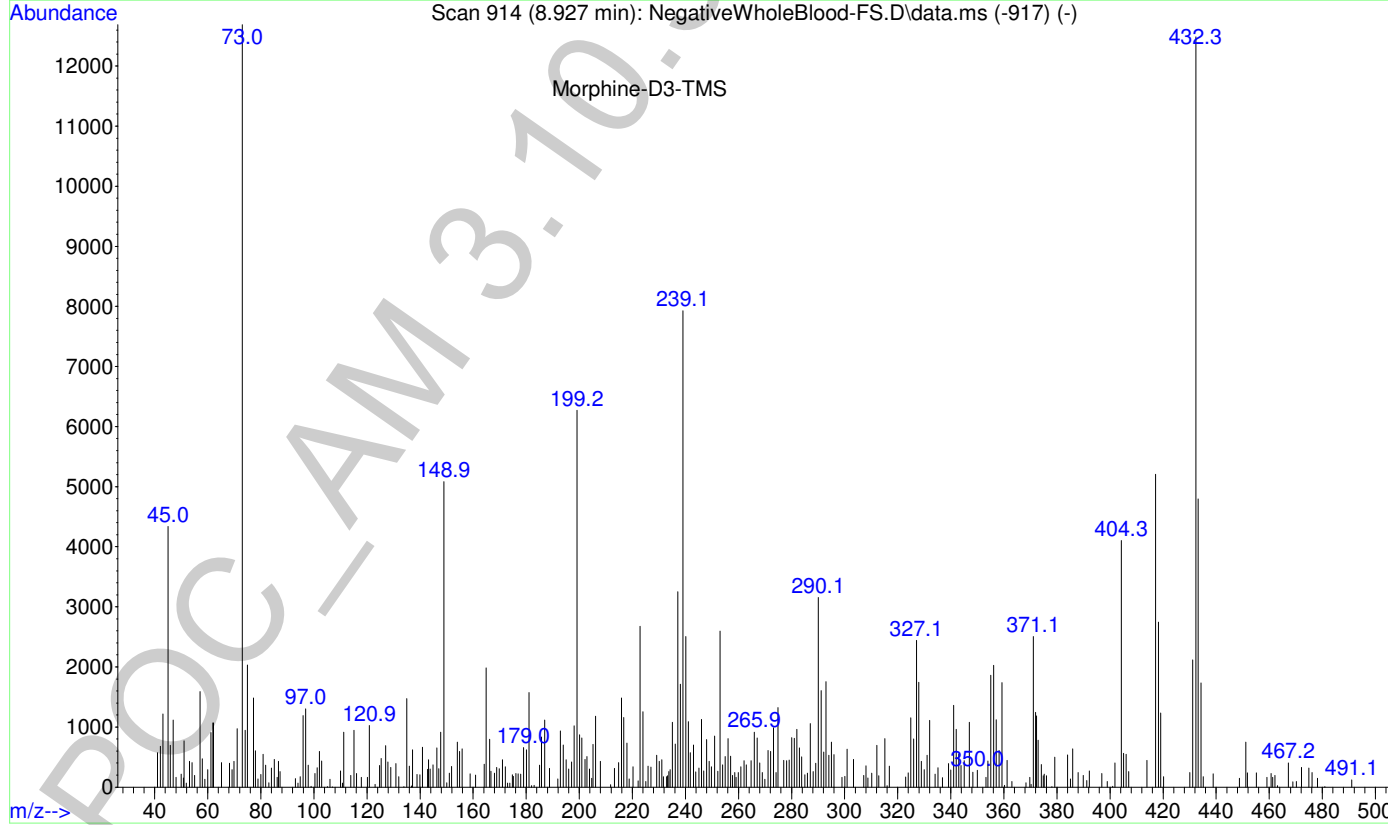
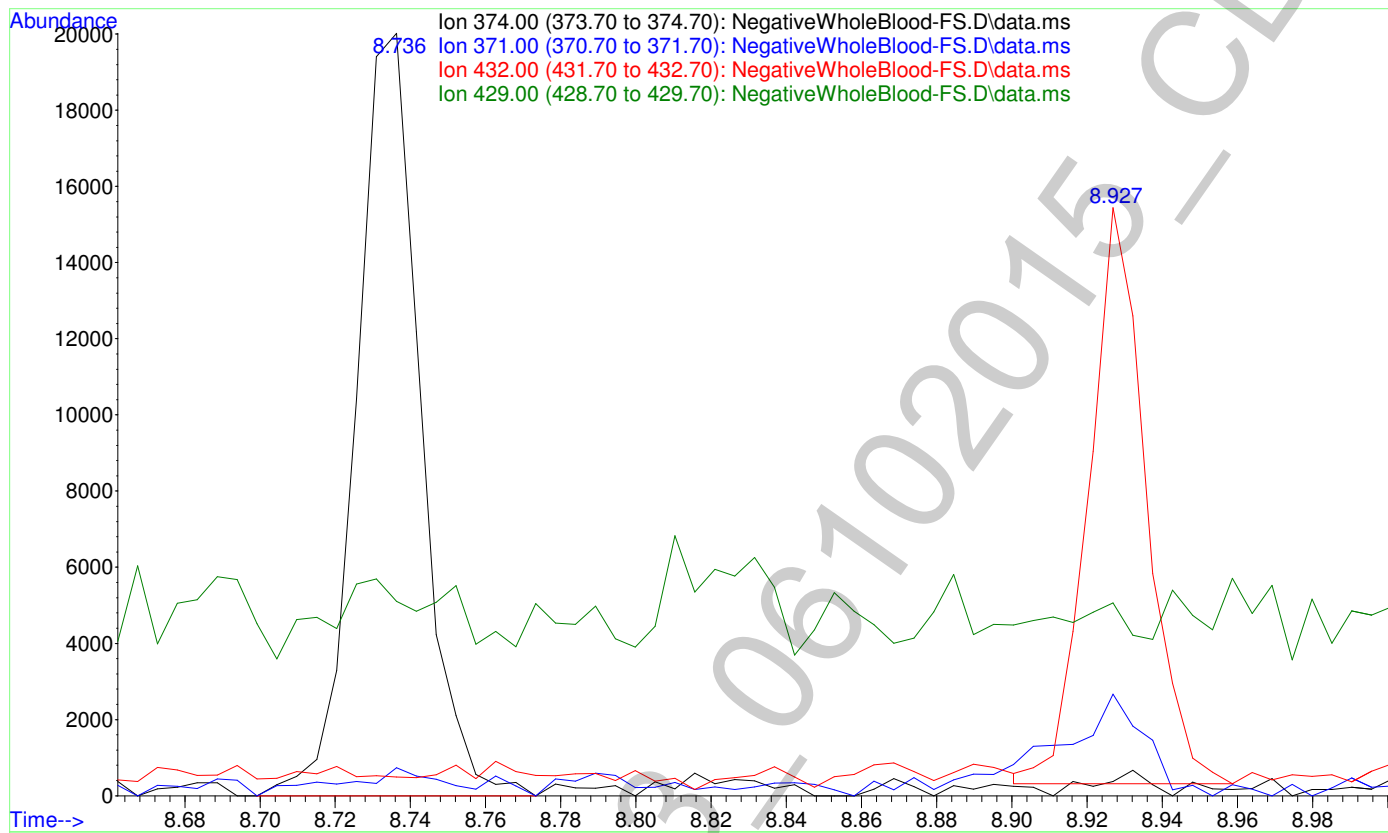
File :F:\Data\061015 OP\NegativeWholeBlood-FS.D
Operator : C Shrum
Acquired : 10 Jun 2015 14:00 using AcqMethod AM3-10-3-FS.M
Instrument : Probie
Sample Name: Negative Whole Blood Utak Lot B0689
Misc Info : Analytical Method 3.10.3
Vial Number: 1

2



2

File :F:\Data\061015 OP\NegativeWholeBlood-FS.D
Operator : C Shrum
Acquired : 10 Jun 2015 14:00 using AcqMethod AM3-10-3-FS.M
Instrument : Probie
Sample Name: Negative Whole Blood Utak Lot B0689
Misc Info : Analytical Method 3.10.3
Vial Number: 1



Data Path : F:\Data\061015 OP\
 Data File : NegativeWholeBlood.D
 Acq On : 10 Jun 2015 13:42
 Operator : C Shrum
 Sample : Negative Whole Blood Utak Lot B0689
 Misc : Analytical Method 3.10.3
 ALS Vial : 1 Sample Multiplier: 1

Quant Time: Jun 11 15:14:01 2015
 Quant Method : F:\Methods\AM-3-10-3-D3- All levels.M
 Quant Title :
 QLast Update : Thu Jun 11 15:10:53 2015
 Response via : Initial Calibration

Compound	R.T.	QIon	Response	Conc	Units	Dev(Min)
Internal Standards						
1) Codeine-D3-TMS	8.735	374	35332	100.00	ng/mL	0.00
3) Morphine-D3-TMS	8.930	432	22725	100.00	ng/mL	0.00
Target Compounds						
2) Codeine-D3	8.738	371	1451	Below Cal	# *	6
4) Morphine-TMS	8.906	429	4194	Below Cal	# *	42


(#) = qualifier out of range (m) = manual integration (+) = signals summed

* None detected.

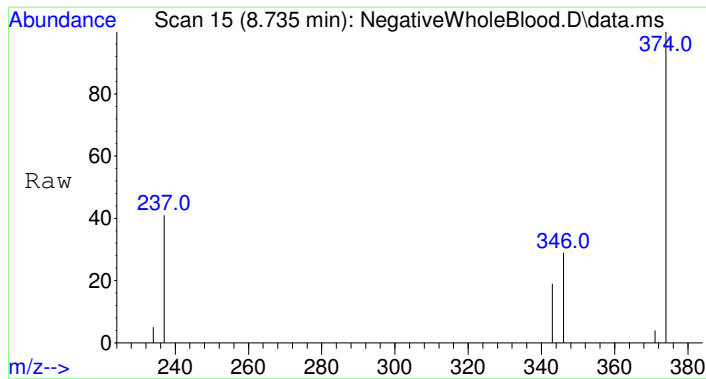
g

Data Path : F:\Data\061015 OP\
Data File : NegativeWholeBlood.D
Acq On : 10 Jun 2015 13:42
Operator : C Shrum
Sample : Negative Whole Blood Utak Lot B0689
Misc : Analytical Method 3.10.3
ALS Vial : 1 Sample Multiplier: 1

Quant Time: Jun 11 15:14:01 2015
Quant Method : F:\Methods\AM-3-10-3-D3- All levels.M
Quant Title :
QLast Update : Thu Jun 11 15:10:53 2015
Response via : Initial Calibration

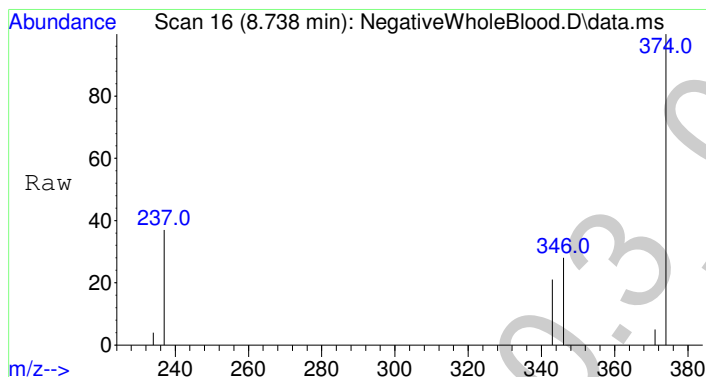
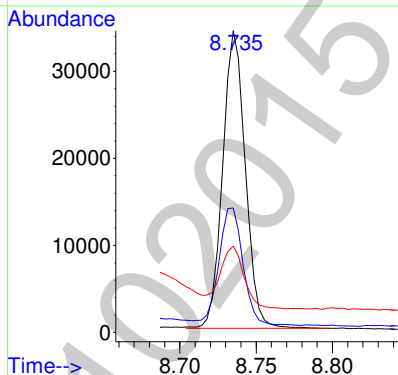
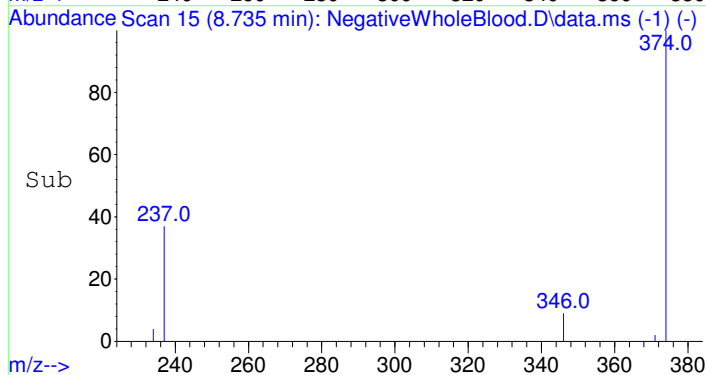


6



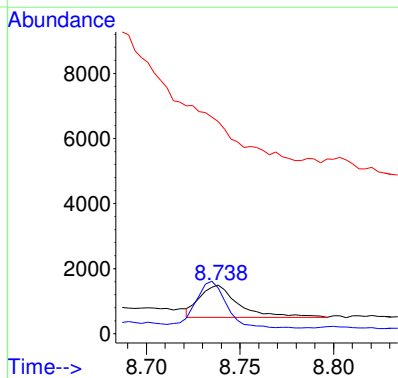
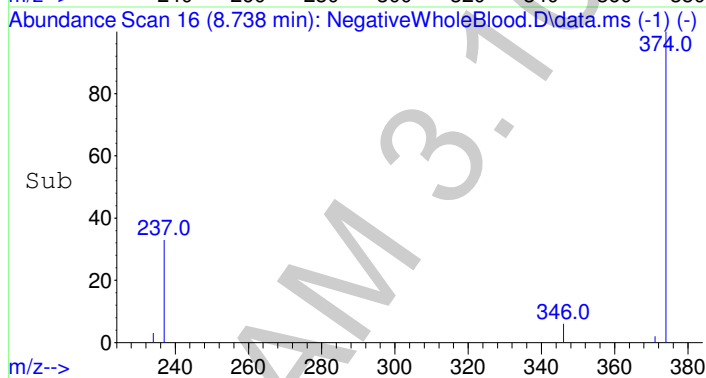
#1
 Codeine-D3-TMS
 Concen: 100.00 ng/mL
 RT: 8.735 min Scan# 15
 Delta R.T. -0.000 min
 Lab File: NegativeWholeBlood.D
 Acq: 10 Jun 2015 13:42

Tgt Ion	Resp	Lower	Upper
374	35332		
374	100		
237	42.0	35.3	52.9
346	22.8	18.6	27.8

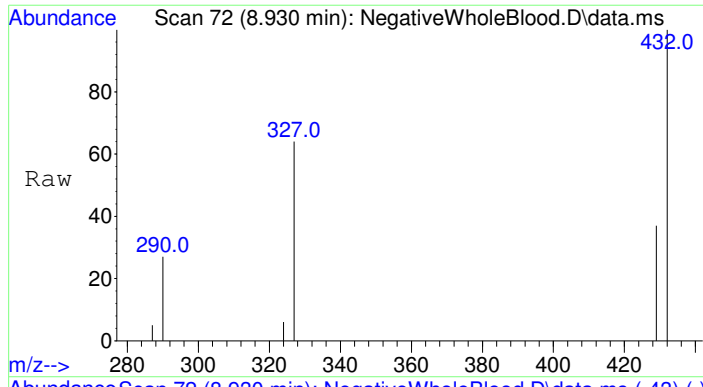


#2
 Codeine-D3
 Concen: Below Cal
 RT: 8.738 min Scan# 16
 Delta R.T. -0.007 min
 Lab File: NegativeWholeBlood.D
 Acq: 10 Jun 2015 13:42

Tgt Ion	Resp	Lower	Upper
371	1451		
371	100		
234	114.6	31.5	47.3#
343	0.0	21.2	31.8#

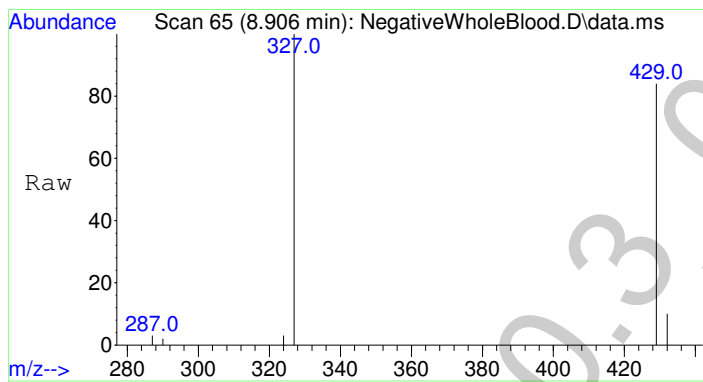
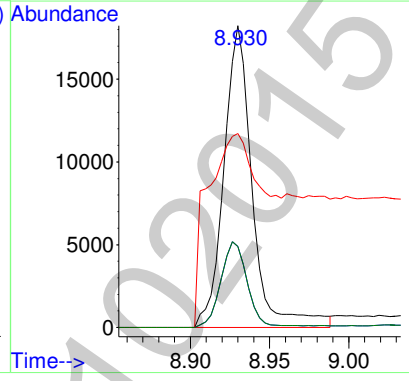
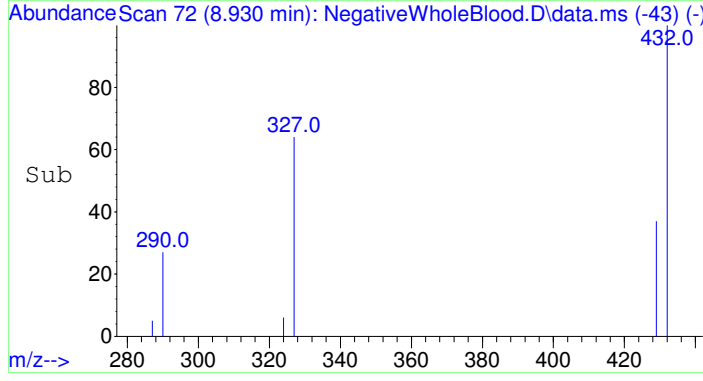


2



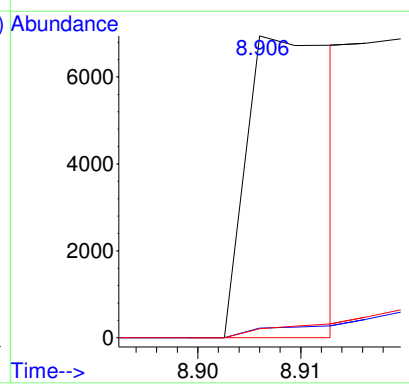
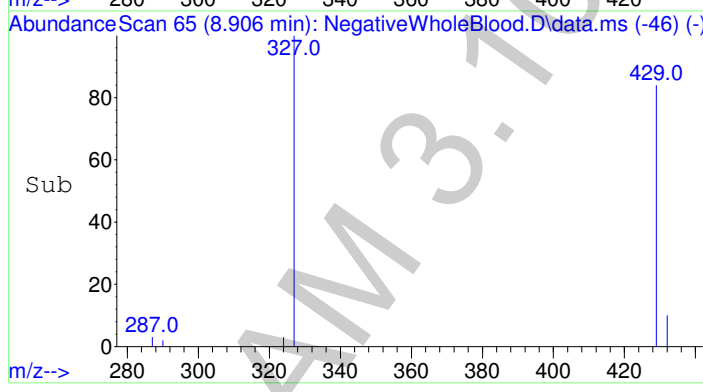
#3
 Morphine-D3-TMS
 Concen: 100.00 ng/mL
 RT: 8.930 min Scan# 72
 Delta R.T. -0.000 min
 Lab File: NegativeWholeBlood.D
 Acq: 10 Jun 2015 13:42

Tgt Ion	Resp	Lower	Upper
432	100		
290	26.9	22.0	33.0
327	134.6	96.9	145.3
290	26.9	22.0	33.0

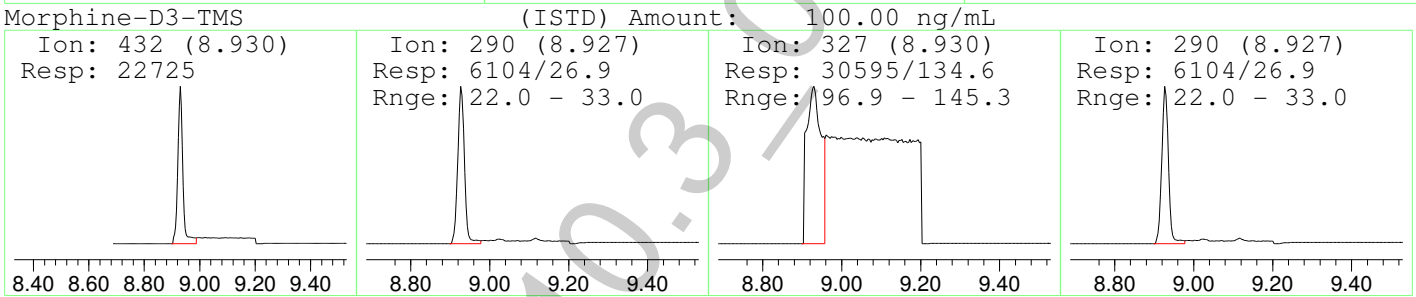
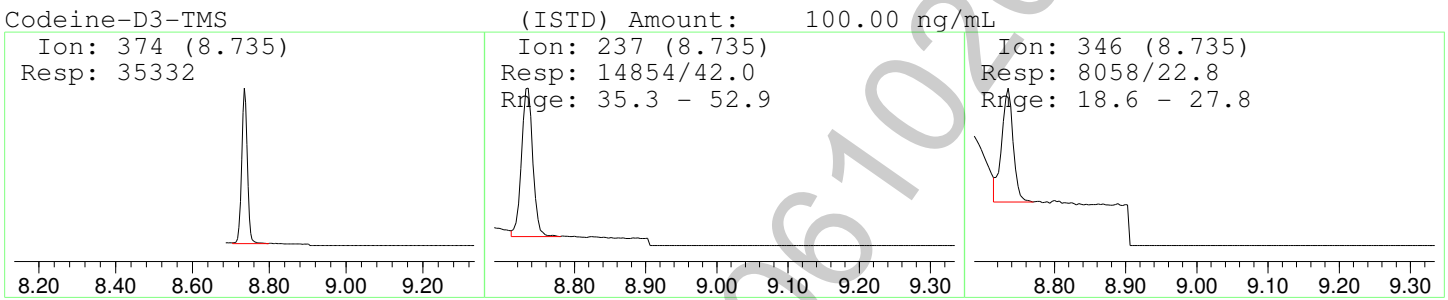
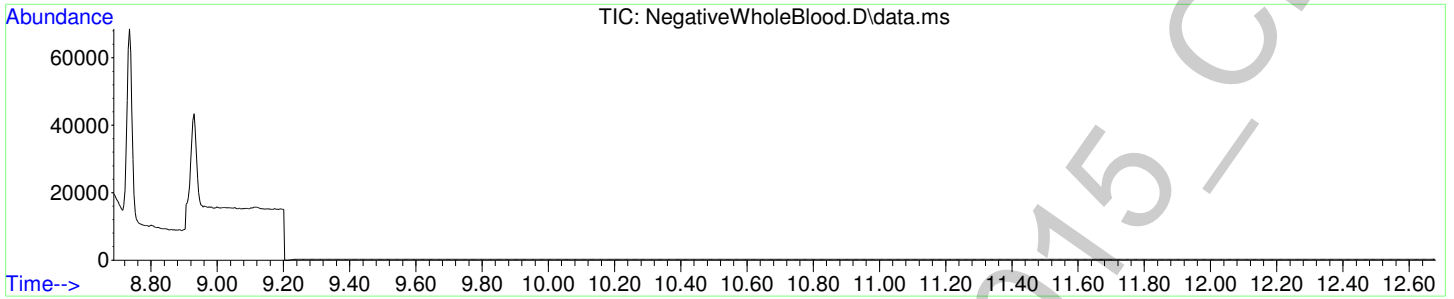


#4
 Morphine-TMS
 Concen: Below Cal
 RT: 8.906 min Scan# 65
 Delta R.T. -0.034 min
 Lab File: NegativeWholeBlood.D
 Acq: 10 Jun 2015 13:42

Tgt Ion	Resp	Lower	Upper
429	100		
287	35.5	12.5	18.7#
324	42.9	11.4	17.2#



Data Path : F:\Data\061015 OP\
 Data File : NegativeWholeBlood.D
 Acq On : 10 Jun 2015 13:42
 Operator : C Shrum
 Sample : Negative Whole Blood Utak Lot B0689
 Misc : Analytical Method 3.10.3
 ALS Vial : 1 Sample Multiplier: 1



g

Data Path : F:\Data\061015 OP\
 Data File : CalLevel-1-25.D
 Acq On : 10 Jun 2015 14:19
 Operator : C Shrum
 Sample : Calibrator Level 1: 25ng/mL
 Misc : Analytical Method 3.10.3
 ALS Vial : 2 Sample Multiplier: 1

Quant Time: Jun 11 15:14:43 2015
 Quant Method : F:\Methods\AM-3-10-3-D3- All levels.M
 Quant Title :
 QLast Update : Thu Jun 11 15:10:53 2015
 Response via : Initial Calibration

Compound	R.T.	QIon	Response	Conc	Units	Dev(Min)
Internal Standards						
1) Codeine-D3-TMS	8.735	374	33215	100.00	ng/mL	0.00
3) Morphine-D3-TMS	8.930	432	21836	100.00	ng/mL	0.00
Target Compounds						
2) Codeine-D3	8.745	371	9990	17.61	ng/mL	90
4) Morphine-TMS	8.937	429	28436	Below Cal	# *	89


(#) = qualifier out of range (m) = manual integration (+) = signals summed

*Refer to manual integration.

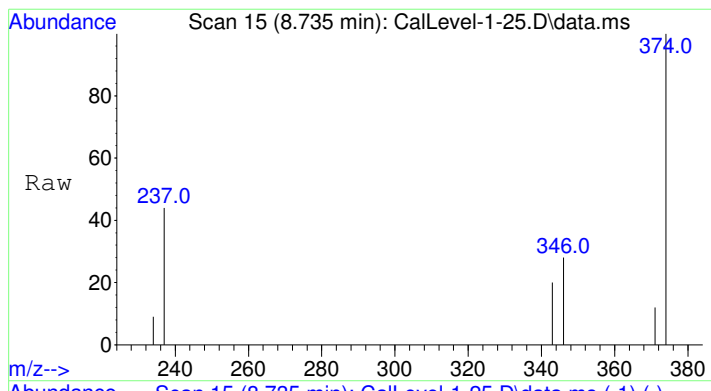
2

Data Path : F:\Data\061015 OP\
Data File : CalLevel-1-25.D
Acq On : 10 Jun 2015 14:19
Operator : C Shrum
Sample : Calibrator Level 1: 25ng/mL
Misc : Analytical Method 3.10.3
ALS Vial : 2 Sample Multiplier: 1

Quant Time: Jun 11 15:14:43 2015
Quant Method : F:\Methods\AM-3-10-3-D3- All levels.M
Quant Title :
QLast Update : Thu Jun 11 15:10:53 2015
Response via : Initial Calibration

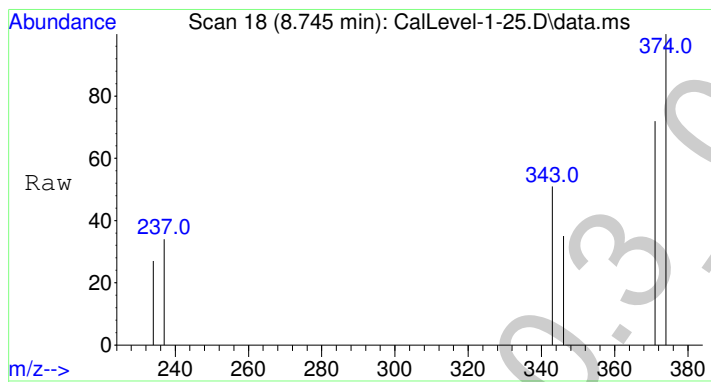
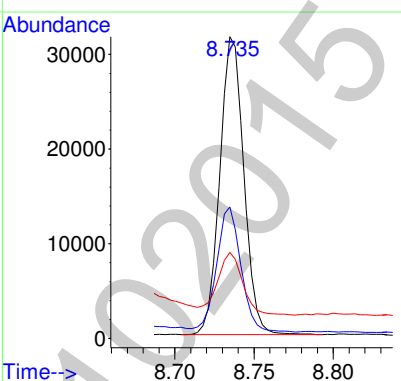
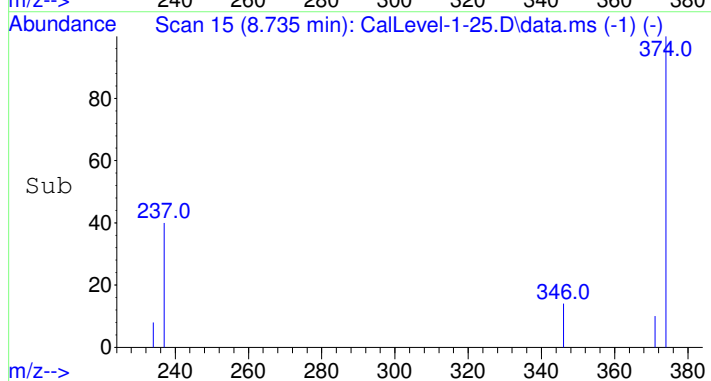


2



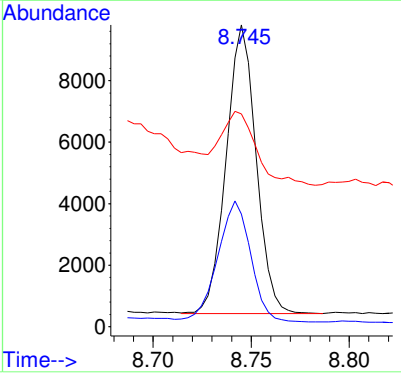
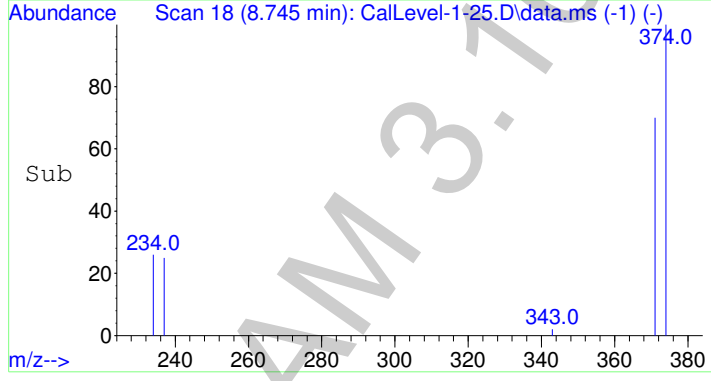
#1
 Codeine-D3-TMS
 Concen: 100.00 ng/mL
 RT: 8.735 min Scan# 15
 Delta R.T. -0.000 min
 Lab File: CalLevel-1-25.D
 Acq: 10 Jun 2015 14:19

Tgt Ion	Resp	Lower	Upper
374	33215		
374	100		
237	42.4	35.3	52.9
346	22.2	18.6	27.8

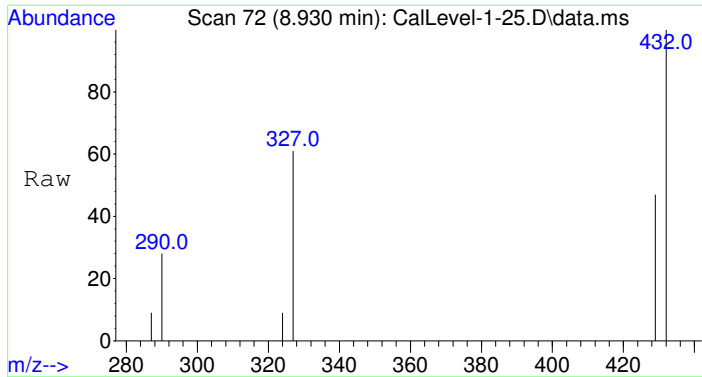


#2
 Codeine-D3
 Concen: 17.61 ng/mL
 RT: 8.745 min Scan# 18
 Delta R.T. 0.000 min
 Lab File: CalLevel-1-25.D
 Acq: 10 Jun 2015 14:19

Tgt Ion	Resp	Lower	Upper
371	9990		
371	100		
234	46.5	31.5	47.3
343	30.8	21.2	31.8

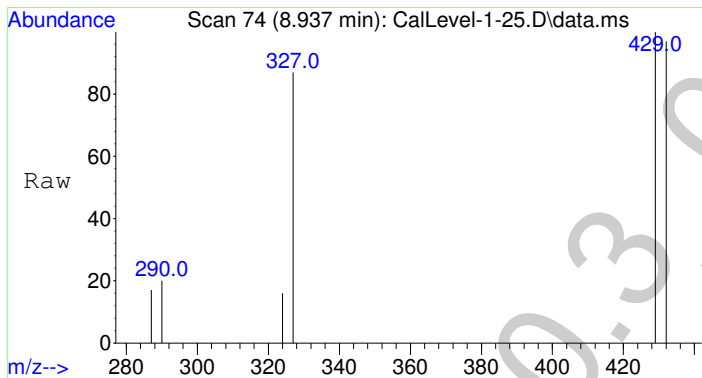
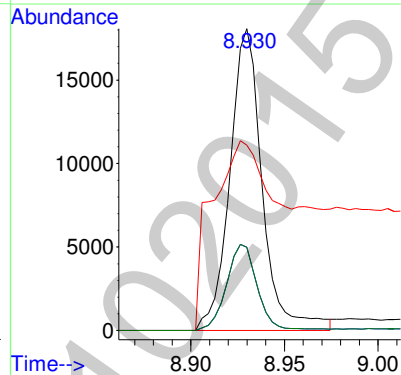
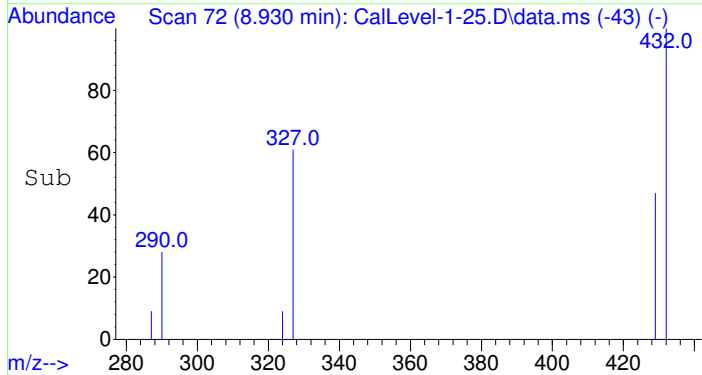


2



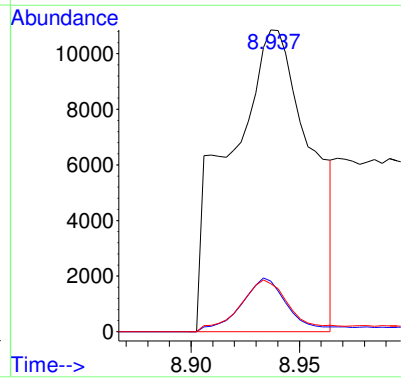
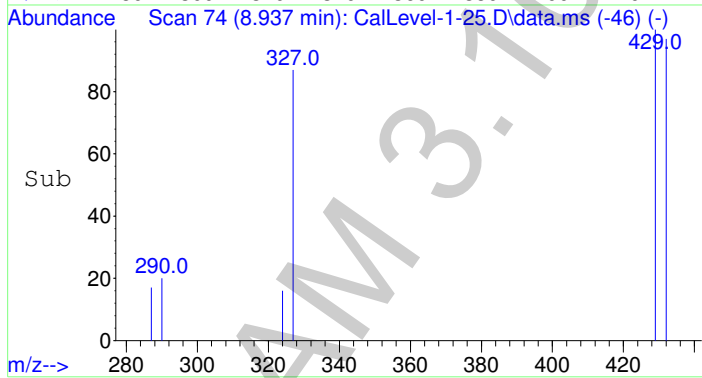
#3
 Morphine-D3-TMS
 Concen: 100.00 ng/mL
 RT: 8.930 min Scan# 72
 Delta R.T. -0.000 min
 Lab File: CalLevel-1-25.D
 Acq: 10 Jun 2015 14:19

Tgt Ion	Resp	Lower	Upper
432	21836		
290	27.1	22.0	33.0
327	124.5	96.9	145.3
290	27.1	22.0	33.0



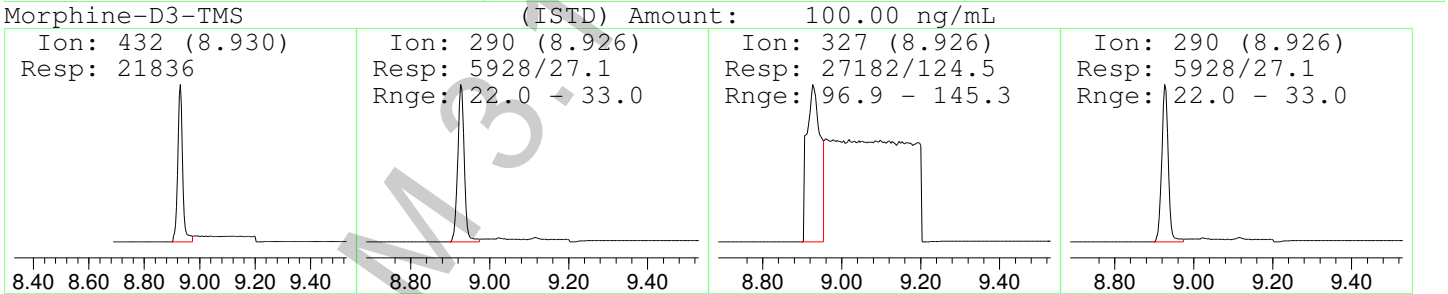
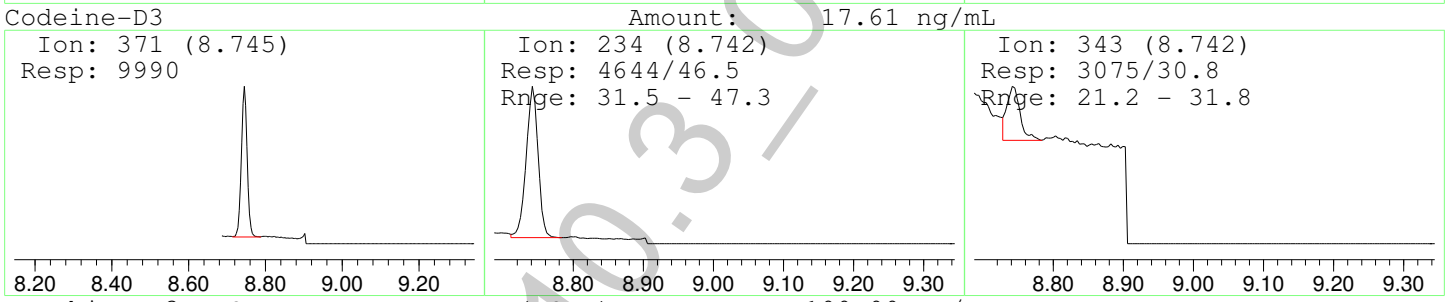
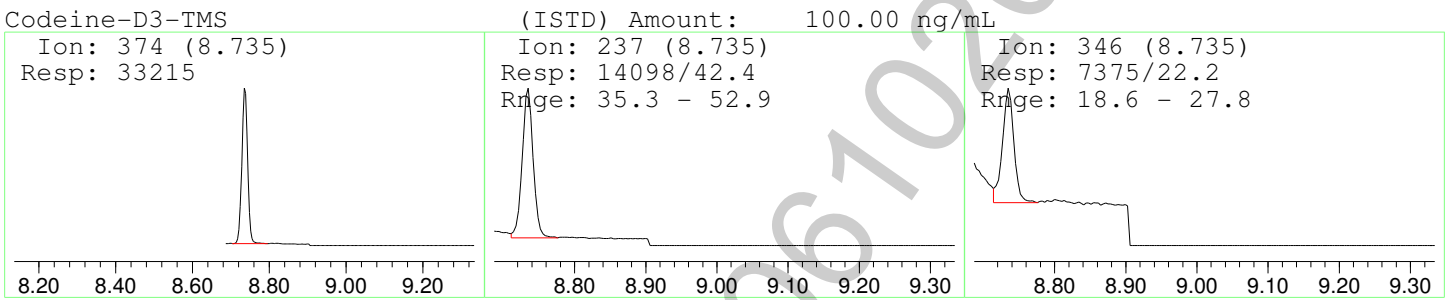
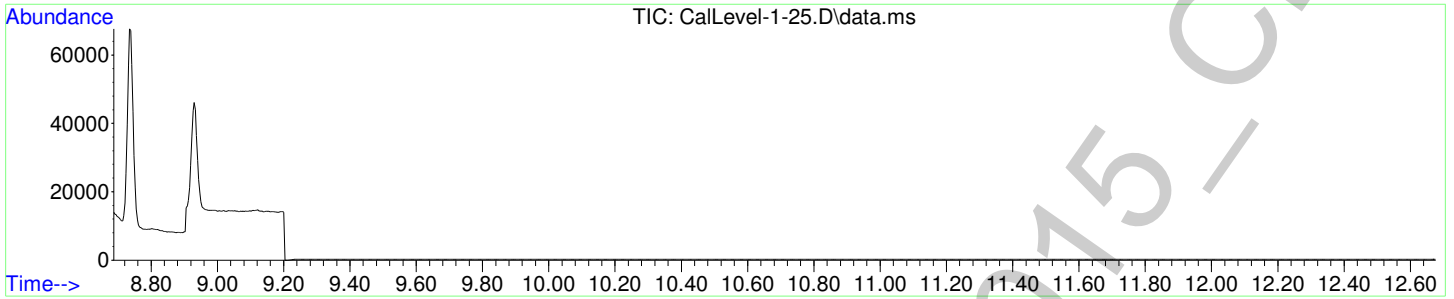
#4
 Morphine-TMS
 Concen: Below Cal
 RT: 8.937 min Scan# 74
 Delta R.T. -0.003 min
 Lab File: CalLevel-1-25.D
 Acq: 10 Jun 2015 14:19

Tgt Ion	Resp	Lower	Upper
429	28436		
287	10.4	12.5	18.7#
324	10.6	11.4	17.2#



2

Data Path : F:\Data\061015 OP\
 Data File : CalLevel-1-25.D
 Acq On : 10 Jun 2015 14:19
 Operator : C Shrum
 Sample : Calibrator Level 1: 25ng/mL
 Misc : Analytical Method 3.10.3
 ALS Vial : 2 Sample Multiplier: 1



☺

Data Path : F:\Data\061015 OP\
 Data File : CalLevel-1-25.D
 Acq On : 10 Jun 2015 14:19
 Operator : C Shrum
 Sample : Calibrator Level 1: 25ng/mL
 Misc : Analytical Method 3.10.3
 ALS Vial : 2 Sample Multiplier: 1

Quant Time: Jun 11 15:14:43 2015
 Quant Method : F:\Methods\AM-3-10-3-D3- All levels.M
 Quant Title :
 QLast Update : Thu Jun 11 15:10:53 2015
 Response via : Initial Calibration

Compound	R.T.	QIon	Response	Conc	Units	Dev(Min)
Internal Standards						
1) Codeine-D3-TMS	8.735	374	33215	100.00	ng/mL	0.00
3) Morphine-D3-TMS	8.930	432	21836	100.00	ng/mL	0.00
Target Compounds						
2) Codeine-D3	8.745	371	9990	17.61	ng/mL	Qvalue 90
4) Morphine-TMS	8.937	429	18245m	Below Cal *		


(#) = qualifier out of range (m) = manual integration (+) = signals summed

*Manual integration successful, however quantity is below calibrator. ~~For qualitative use only.~~ Use 50ng/mL as administrative cutoff for morphine. 6-12-15 ☺

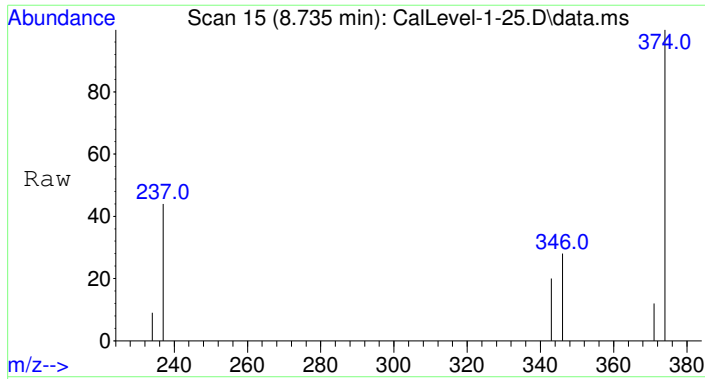
6

Data Path : F:\Data\061015 OP\
Data File : CalLevel-1-25.D
Acq On : 10 Jun 2015 14:19
Operator : C Shrum
Sample : Calibrator Level 1: 25ng/mL
Misc : Analytical Method 3.10.3
ALS Vial : 2 Sample Multiplier: 1

Quant Time: Jun 11 15:14:43 2015
Quant Method : F:\Methods\AM-3-10-3-D3- All levels.M
Quant Title :
QLast Update : Thu Jun 11 15:10:53 2015
Response via : Initial Calibration

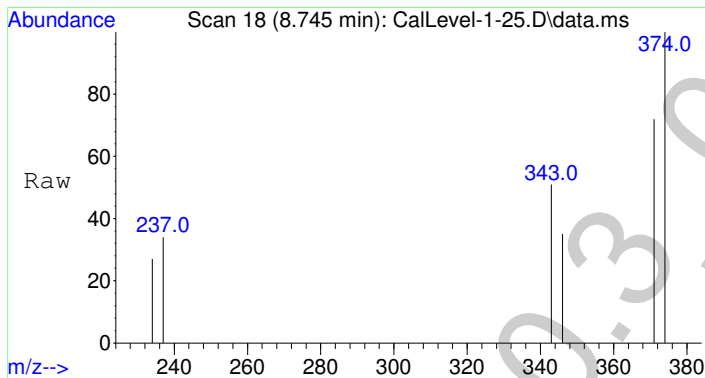
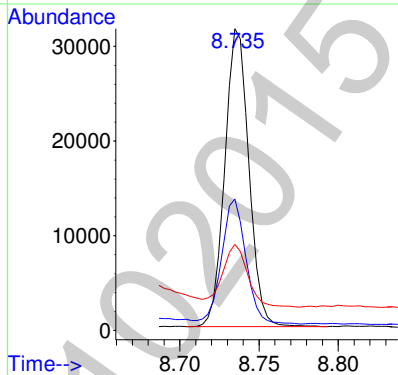
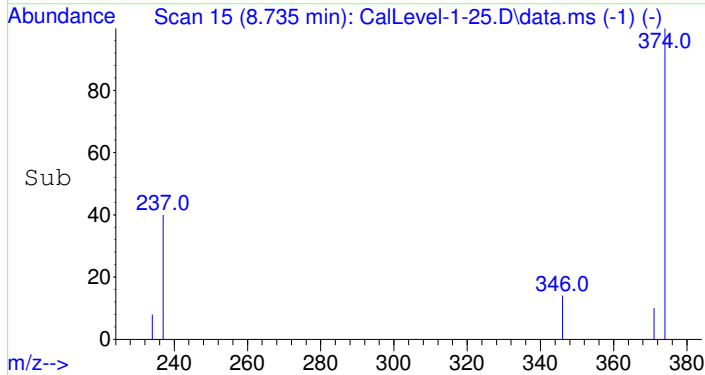


6



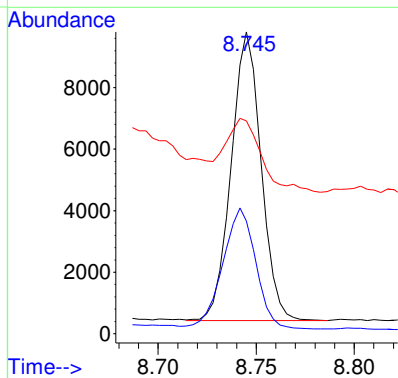
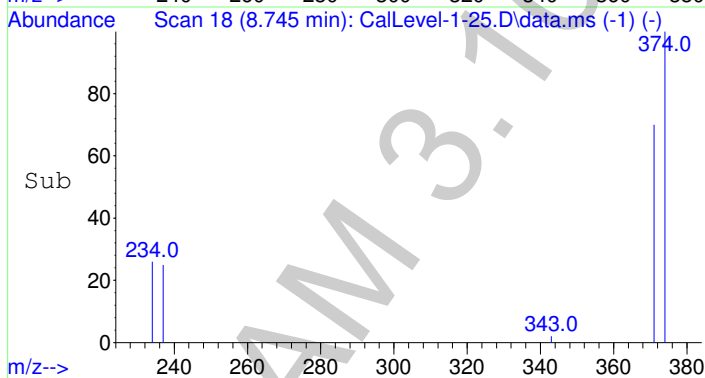
#1
Codeine-D3-TMS
Concen: 100.00 ng/mL
RT: 8.735 min Scan# 15
Delta R.T. -0.000 min
Lab File: CalLevel-1-25.D
Acq: 10 Jun 2015 14:19

Tgt Ion	Resp	Lower	Upper
374	33215		
374	100		
237	42.4	35.3	52.9
346	22.2	18.6	27.8

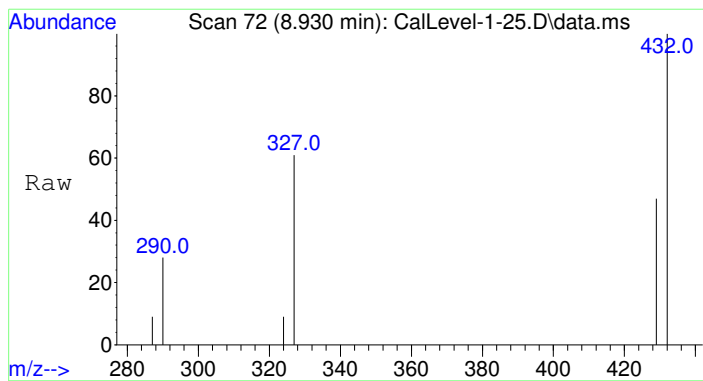


#2
Codeine-D3
Concen: 17.61 ng/mL
RT: 8.745 min Scan# 18
Delta R.T. 0.000 min
Lab File: CalLevel-1-25.D
Acq: 10 Jun 2015 14:19

Tgt Ion	Resp	Lower	Upper
371	9990		
371	100		
234	46.5	31.5	47.3
343	30.8	21.2	31.8

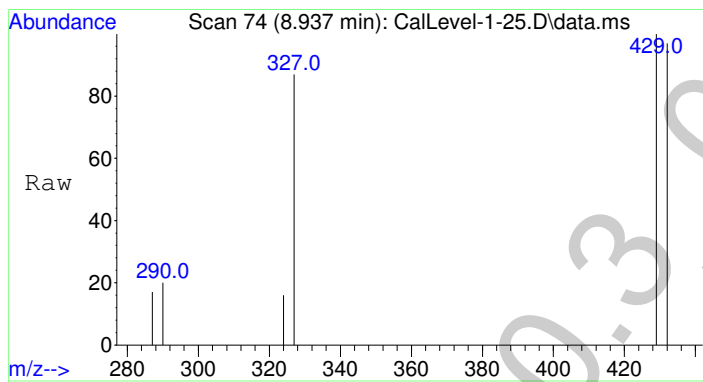
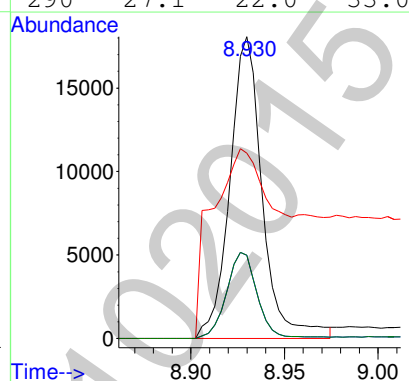
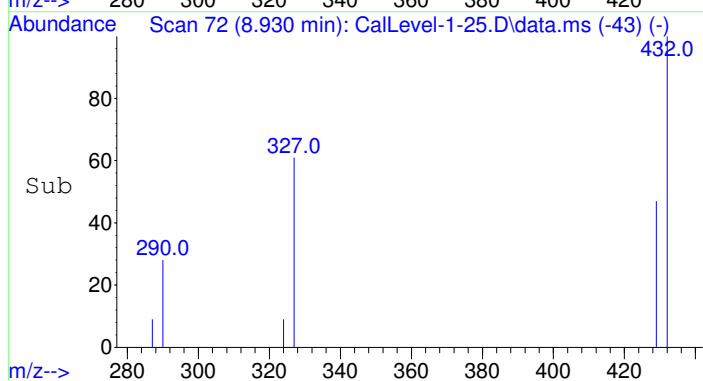


6



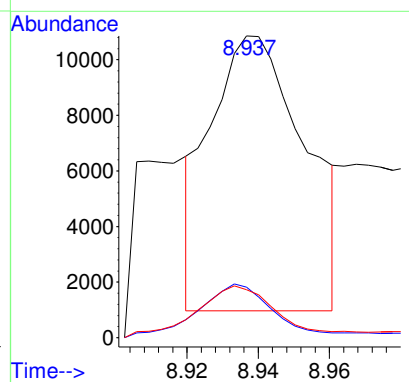
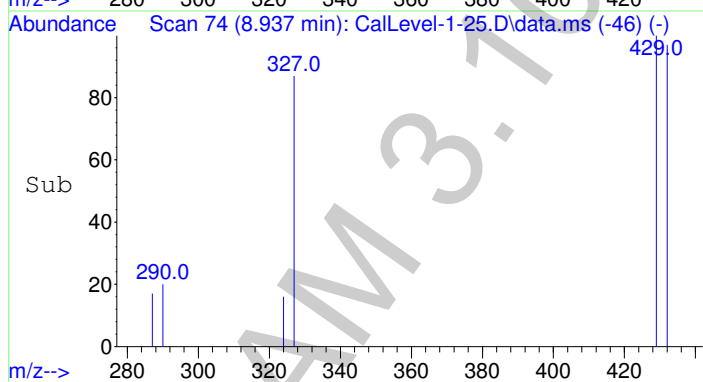
#3
 Morphine-D3-TMS
 Concen: 100.00 ng/mL
 RT: 8.930 min Scan# 72
 Delta R.T. -0.000 min
 Lab File: CalLevel-1-25.D
 Acq: 10 Jun 2015 14:19

Tgt Ion	Resp	Lower	Upper
432	21836		
290	27.1	22.0	33.0
327	124.5	96.9	145.3
290	27.1	22.0	33.0



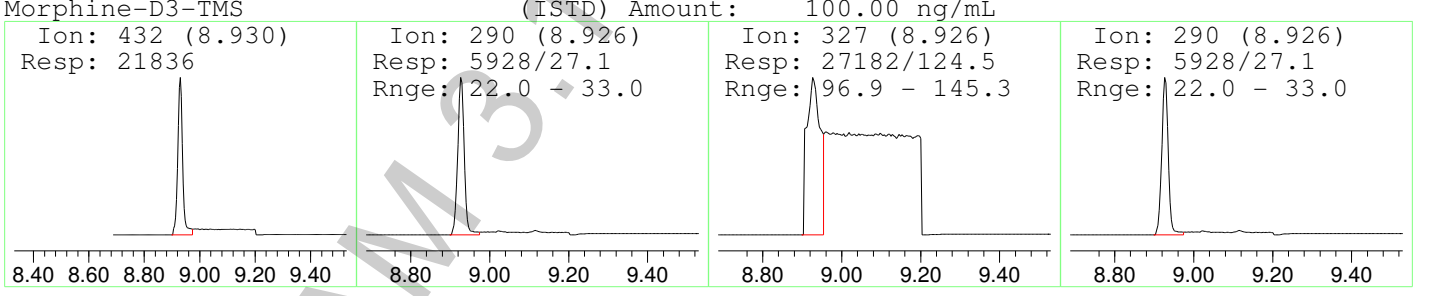
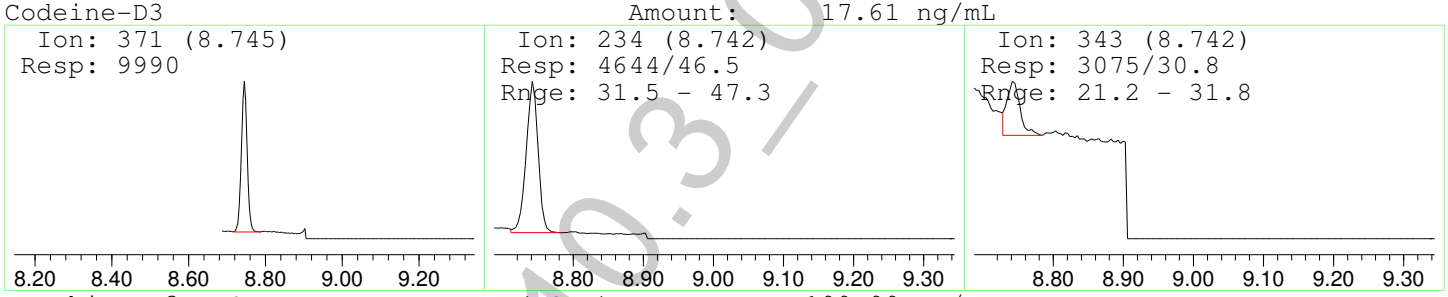
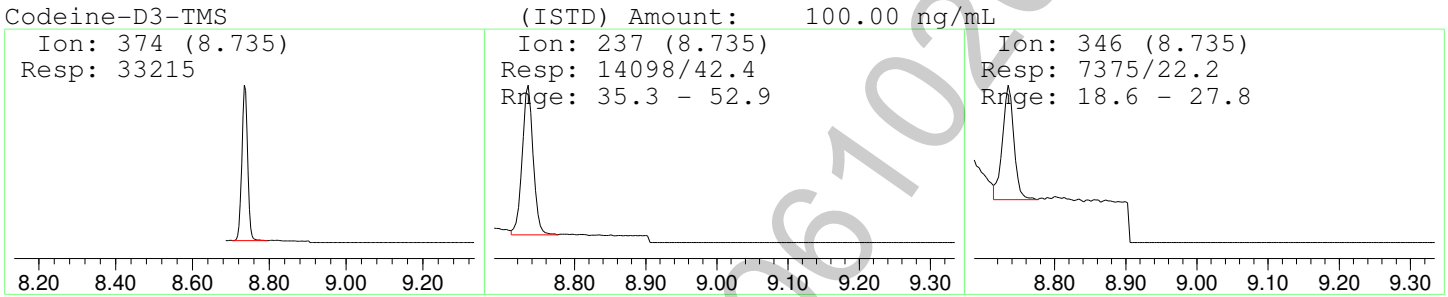
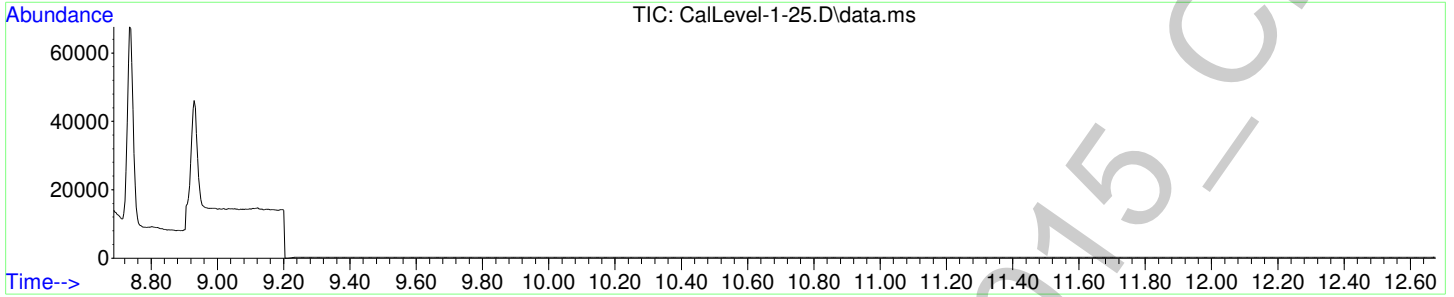
#4
 Morphine-TMS
 Concen: Below Cal m
 RT: 8.937 min Scan# 74
 Delta R.T. -0.003 min
 Lab File: CalLevel-1-25.D
 Acq: 10 Jun 2015 14:19

Tgt Ion	Resp	Lower	Upper
429	18245		
287	16.2	12.5	18.7
324	16.6	11.4	17.2



2

Data Path : F:\Data\061015 OP\
 Data File : CalLevel-1-25.D
 Acq On : 10 Jun 2015 14:19
 Operator : C Shrum
 Sample : Calibrator Level 1: 25ng/mL
 Misc : Analytical Method 3.10.3
 ALS Vial : 2 Sample Multiplier: 1



2

Data Path : F:\Data\061015 OP\
 Data File : CalLevel-2-50.D
 Acq On : 10 Jun 2015 14:38
 Operator : C Shrum
 Sample : Calibrator Level 2: 50ng/mL
 Misc : Analytical Method 3.10.3
 ALS Vial : 3 Sample Multiplier: 1

Quant Time: Jun 11 15:18:28 2015
 Quant Method : F:\Methods\AM-3-10-3-D3- All levels.M
 Quant Title :
 QLast Update : Thu Jun 11 15:10:53 2015
 Response via : Initial Calibration

Compound	R.T.	QIon	Response	Conc	Units	Dev(Min)
Internal Standards						
1) Codeine-D3-TMS	8.735	374	35586	100.00	ng/mL	0.00
3) Morphine-D3-TMS	8.930	432	22670	100.00	ng/mL	0.00
Target Compounds						
2) Codeine-D3	8.745	371	19037	43.05	ng/mL	92
4) Morphine-TMS	8.940	429	37364	40.76	ng/mL#	* 92


(#) = qualifier out of range (m) = manual integration (+) = signals summed

*Refer to manual integration.

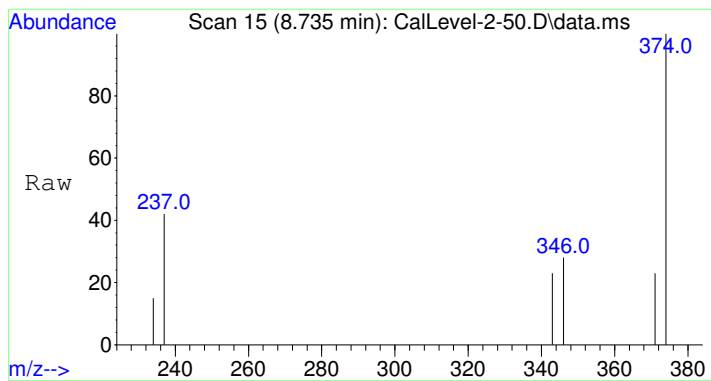
2

Data Path : F:\Data\061015 OP\
Data File : CalLevel-2-50.D
Acq On : 10 Jun 2015 14:38
Operator : C Shrum
Sample : Calibrator Level 2: 50ng/mL
Misc : Analytical Method 3.10.3
ALS Vial : 3 Sample Multiplier: 1

Quant Time: Jun 11 15:18:28 2015
Quant Method : F:\Methods\AM-3-10-3-D3- All levels.M
Quant Title :
QLast Update : Thu Jun 11 15:10:53 2015
Response via : Initial Calibration

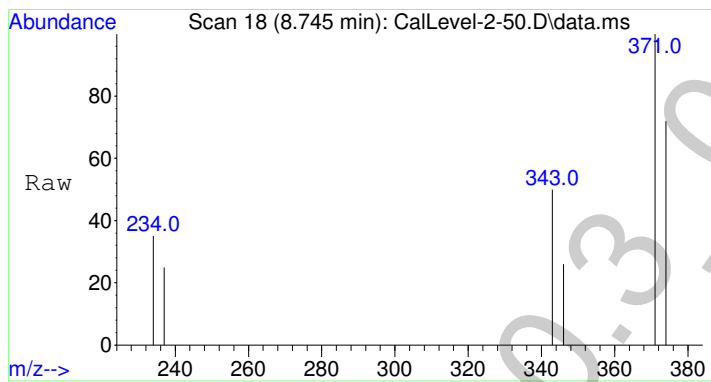
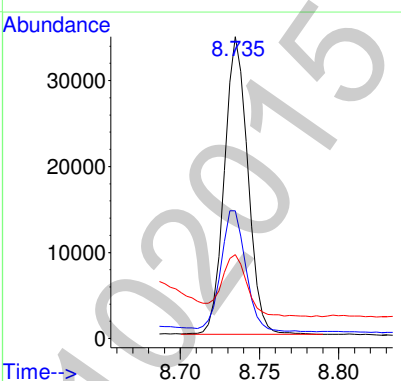
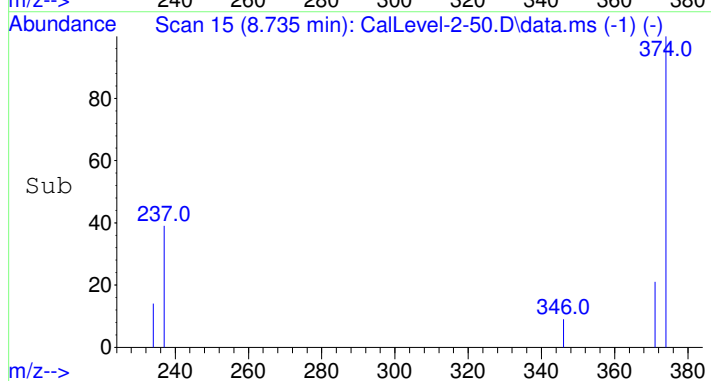


6



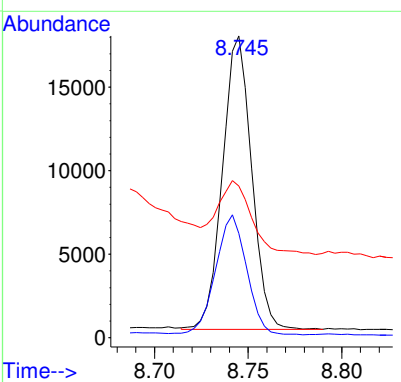
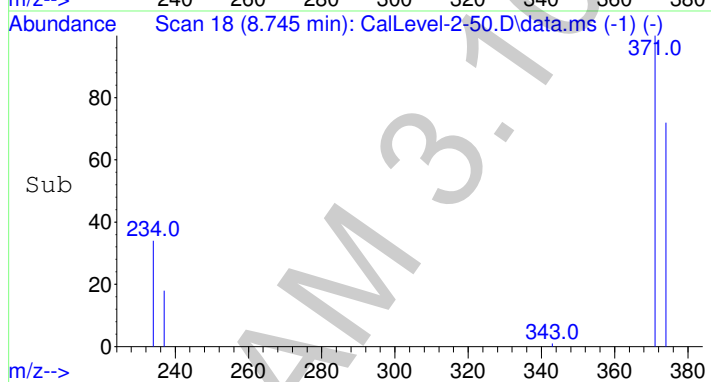
#1
Codeine-D3-TMS
Concen: 100.00 ng/mL
RT: 8.735 min Scan# 15
Delta R.T. -0.000 min
Lab File: CalLevel-2-50.D
Acq: 10 Jun 2015 14:38

Tgt Ion	Resp	Lower	Upper
374	35586		
374	100		
237	43.6	35.3	52.9
346	23.6	18.6	27.8

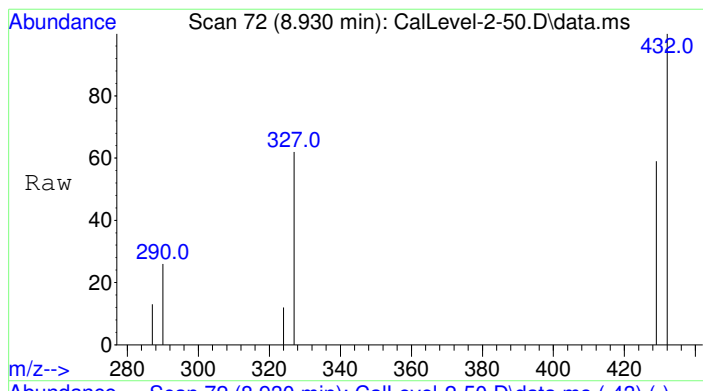


#2
Codeine-D3
Concen: 43.05 ng/mL
RT: 8.745 min Scan# 18
Delta R.T. 0.000 min
Lab File: CalLevel-2-50.D
Acq: 10 Jun 2015 14:38

Tgt Ion	Resp	Lower	Upper
371	19037		
371	100		
234	43.8	31.5	47.3
343	30.6	21.2	31.8

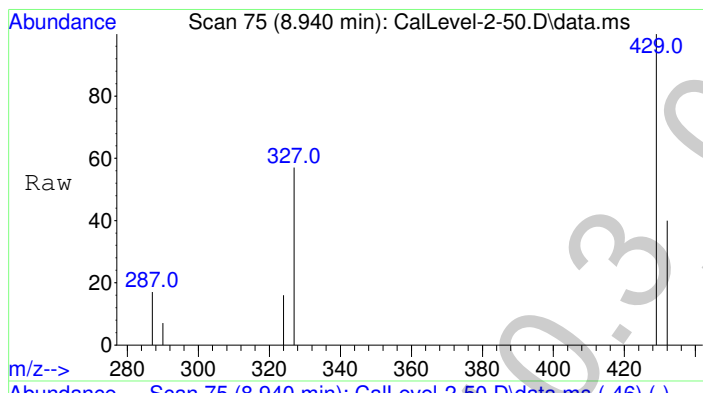
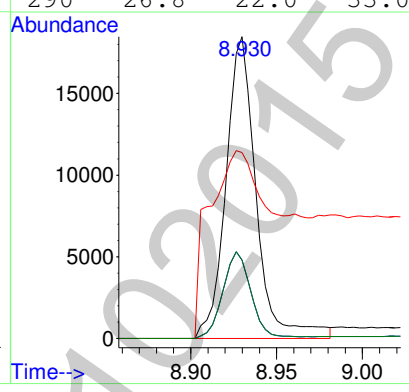
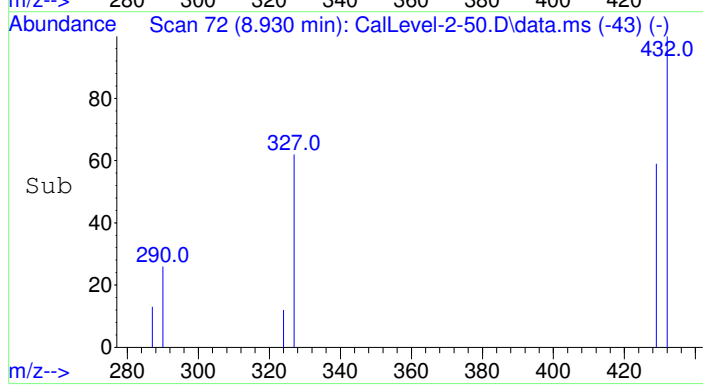


2



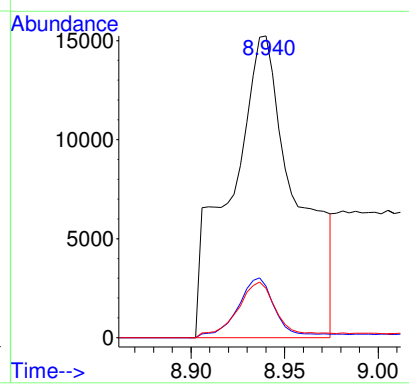
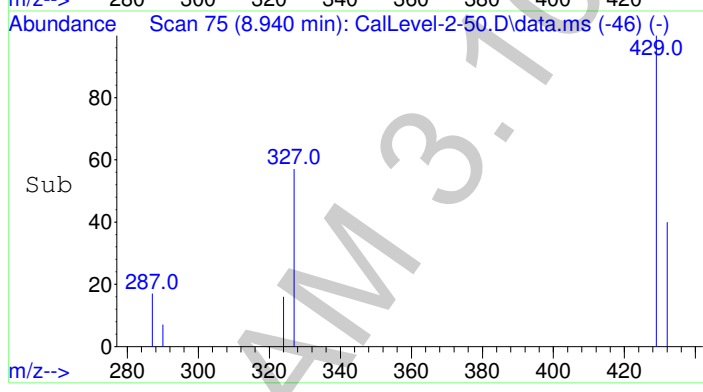
#3
 Morphine-D3-TMS
 Concen: 100.00 ng/mL
 RT: 8.930 min Scan# 72
 Delta R.T. -0.000 min
 Lab File: CalLevel-2-50.D
 Acq: 10 Jun 2015 14:38

Tgt Ion	Resp	Lower	Upper
432	100		
290	26.8	22.0	33.0
327	123.3	96.9	145.3
290	26.8	22.0	33.0



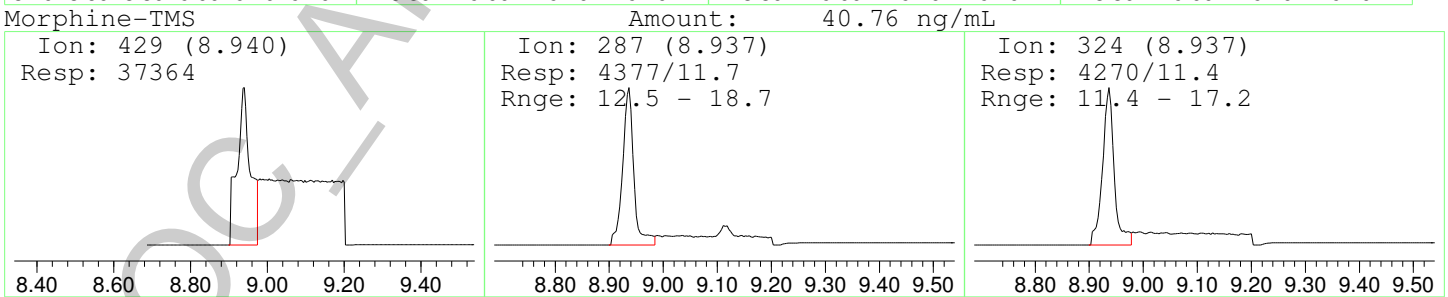
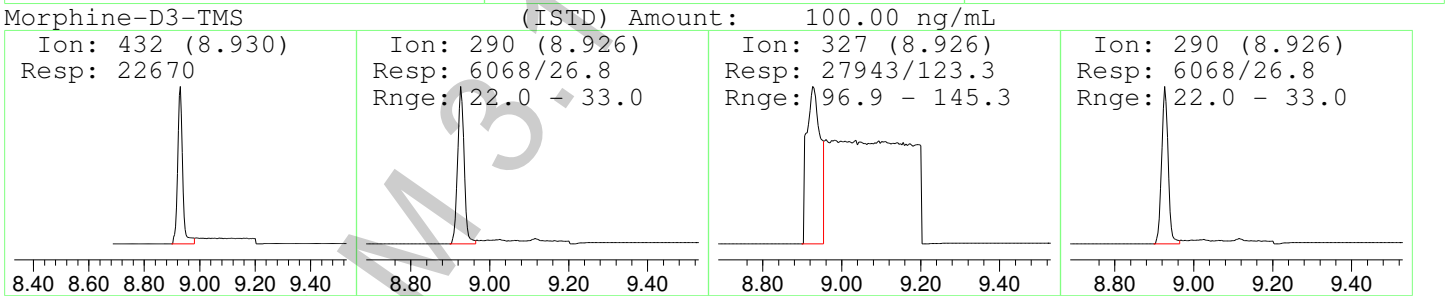
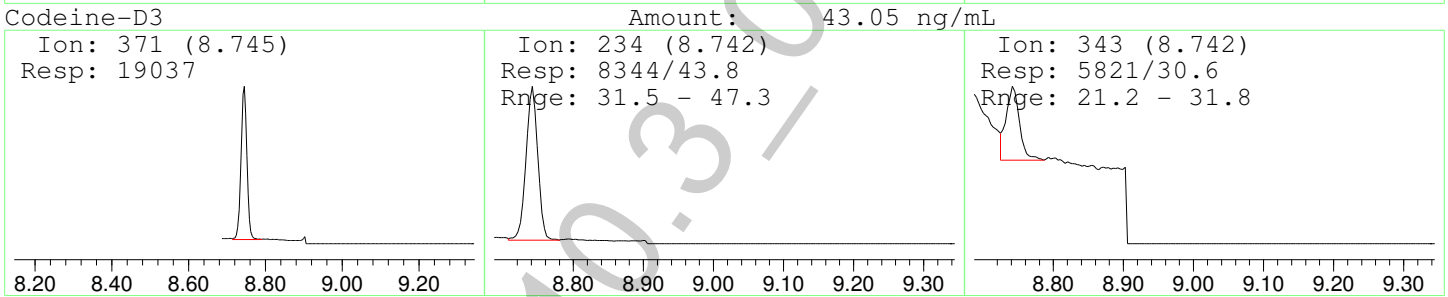
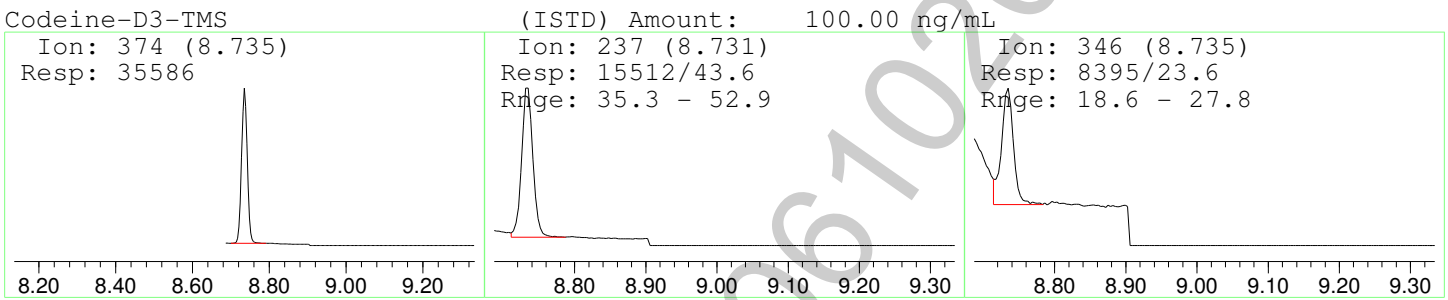
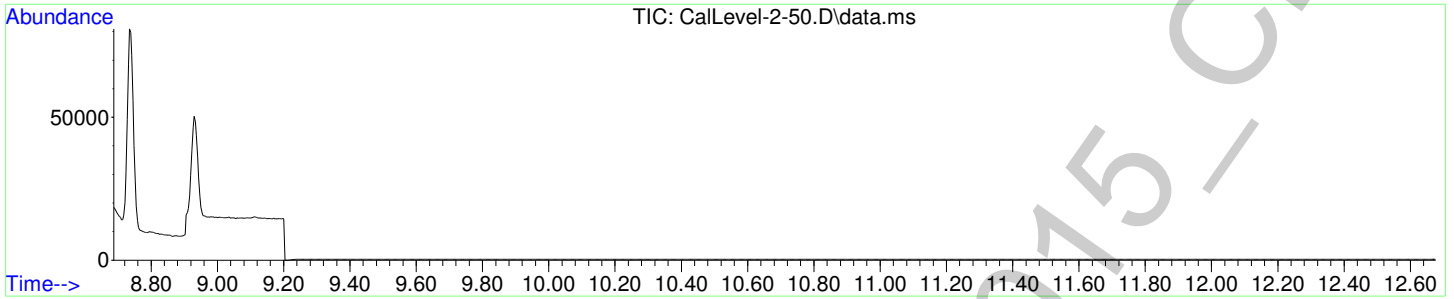
#4
 Morphine-TMS
 Concen: 40.76 ng/mL
 RT: 8.940 min Scan# 75
 Delta R.T. 0.000 min
 Lab File: CalLevel-2-50.D
 Acq: 10 Jun 2015 14:38

Tgt Ion	Resp	Lower	Upper
429	100		
287	11.7	12.5	18.7#
324	11.4	11.4	17.2#



2

Data Path : F:\Data\061015 OP\
 Data File : CalLevel-2-50.D
 Acq On : 10 Jun 2015 14:38
 Operator : C Shrum
 Sample : Calibrator Level 2: 50ng/mL
 Misc : Analytical Method 3.10.3
 ALS Vial : 3 Sample Multiplier: 1



Data Path : F:\Data\061015 OP\
 Data File : CalLevel-2-50.D
 Acq On : 10 Jun 2015 14:38
 Operator : C Shrum
 Sample : Calibrator Level 2: 50ng/mL
 Misc : Analytical Method 3.10.3
 ALS Vial : 3 Sample Multiplier: 1

Quant Time: Jun 11 15:18:28 2015
 Quant Method : F:\Methods\AM-3-10-3-D3- All levels.M
 Quant Title :
 QLast Update : Thu Jun 11 15:10:53 2015
 Response via : Initial Calibration


Compound	R.T.	QIon	Response	Conc	Units	Dev(Min)
Internal Standards						
1) Codeine-D3-TMS	8.735	374	35586	100.00	ng/mL	0.00
3) Morphine-D3-TMS	8.930	432	22670	100.00	ng/mL	0.00
Target Compounds						
2) Codeine-D3	8.745	371	19037	43.05	ng/mL	Qvalue 92
4) Morphine-TMS	8.940	429	34773m	25.55	ng/mL	*

(#) = qualifier out of range (m) = manual integration (+) = signals summed

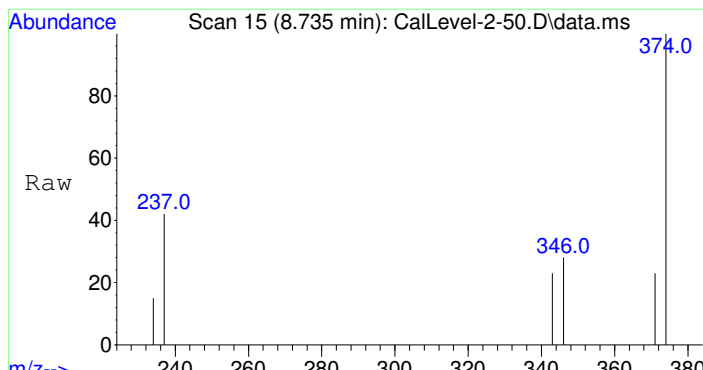
*Manual integration successful, however quantity is not within 20% expected range. For qualitative use only.

Data Path : F:\Data\061015 OP\
Data File : CalLevel-2-50.D
Acq On : 10 Jun 2015 14:38
Operator : C Shrum
Sample : Calibrator Level 2: 50ng/mL
Misc : Analytical Method 3.10.3
ALS Vial : 3 Sample Multiplier: 1

Quant Time: Jun 11 15:18:28 2015
Quant Method : F:\Methods\AM-3-10-3-D3- All levels.M
Quant Title :
QLast Update : Thu Jun 11 15:10:53 2015
Response via : Initial Calibration

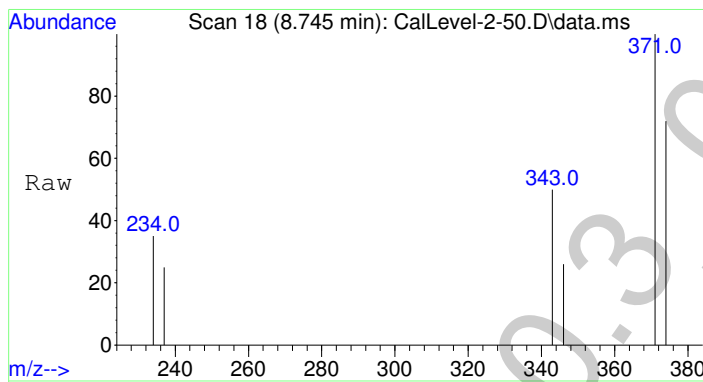
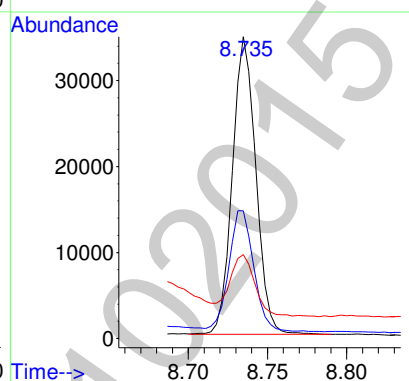
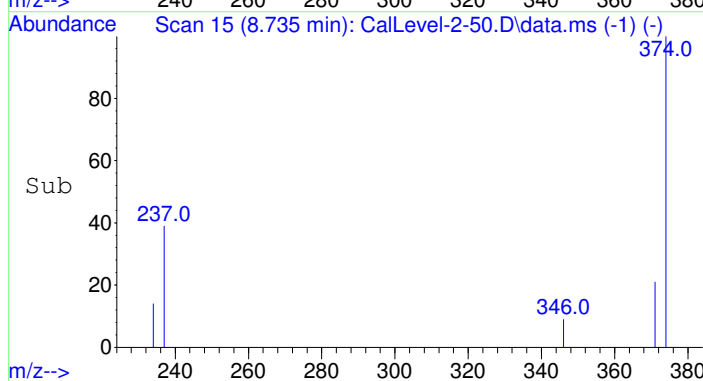


2



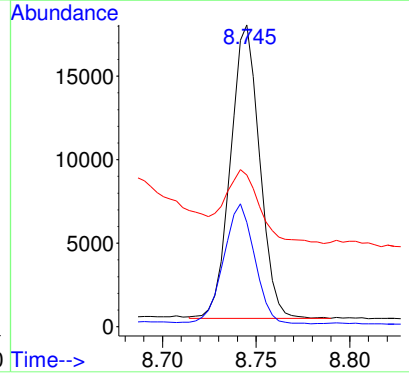
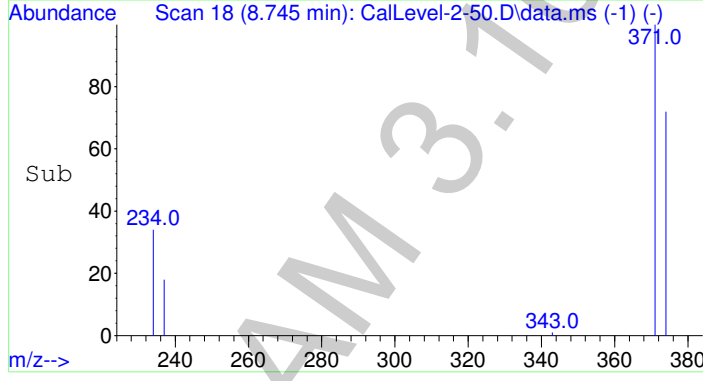
#1
 Codeine-D3-TMS
 Concen: 100.00 ng/mL
 RT: 8.735 min Scan# 15
 Delta R.T. -0.000 min
 Lab File: CalLevel-2-50.D
 Acq: 10 Jun 2015 14:38

Tgt Ion	Resp	Lower	Upper
374	35586		
374	100		
237	43.6	35.3	52.9
346	23.6	18.6	27.8

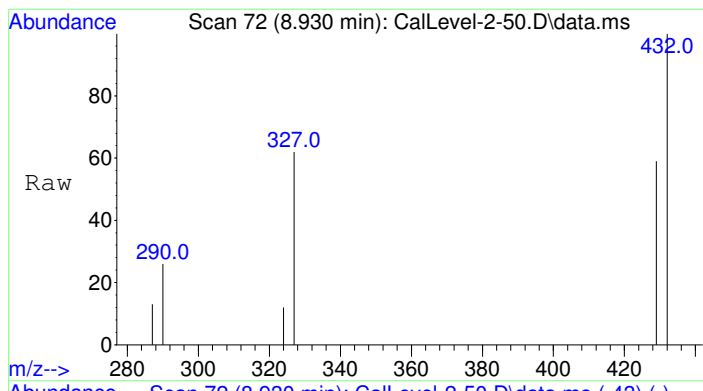


#2
 Codeine-D3
 Concen: 43.05 ng/mL
 RT: 8.745 min Scan# 18
 Delta R.T. 0.000 min
 Lab File: CalLevel-2-50.D
 Acq: 10 Jun 2015 14:38

Tgt Ion	Resp	Lower	Upper
371	19037		
371	100		
234	43.8	31.5	47.3
343	30.6	21.2	31.8

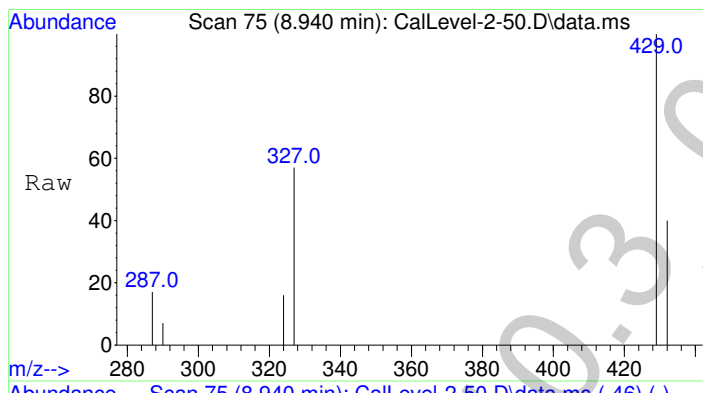
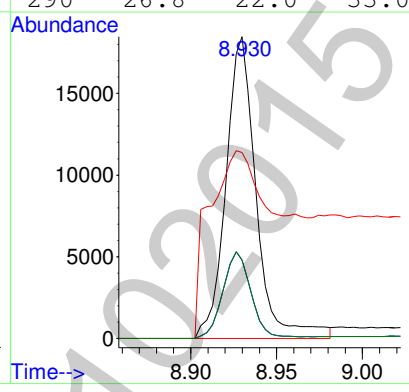
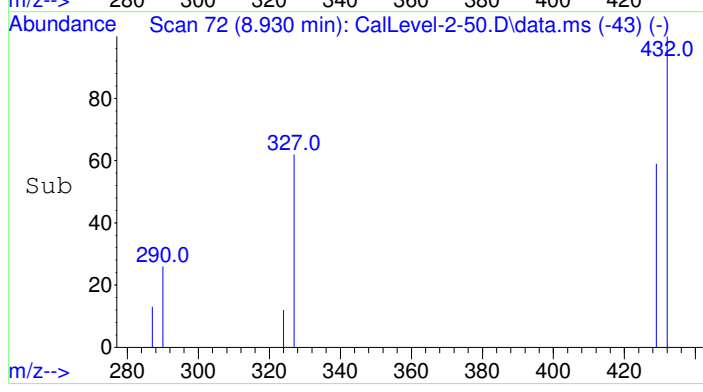


2



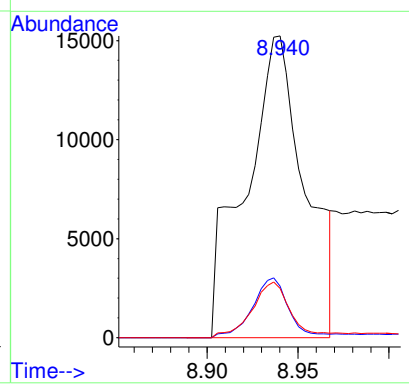
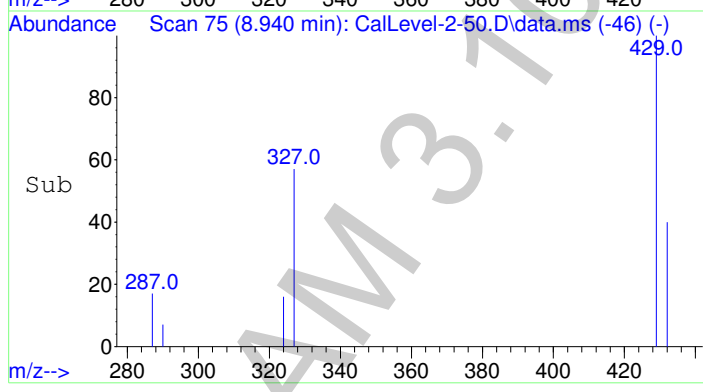
#3
 Morphine-D3-TMS
 Concen: 100.00 ng/mL
 RT: 8.930 min Scan# 72
 Delta R.T. -0.000 min
 Lab File: CalLevel-2-50.D
 Acq: 10 Jun 2015 14:38

Tgt Ion	Resp	Lower	Upper
432	100		
290	26.8	22.0	33.0
327	123.3	96.9	145.3
290	26.8	22.0	33.0



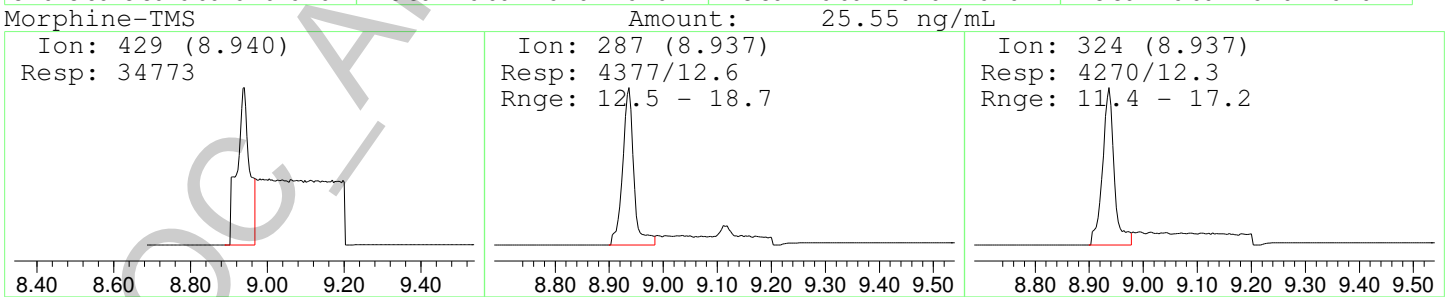
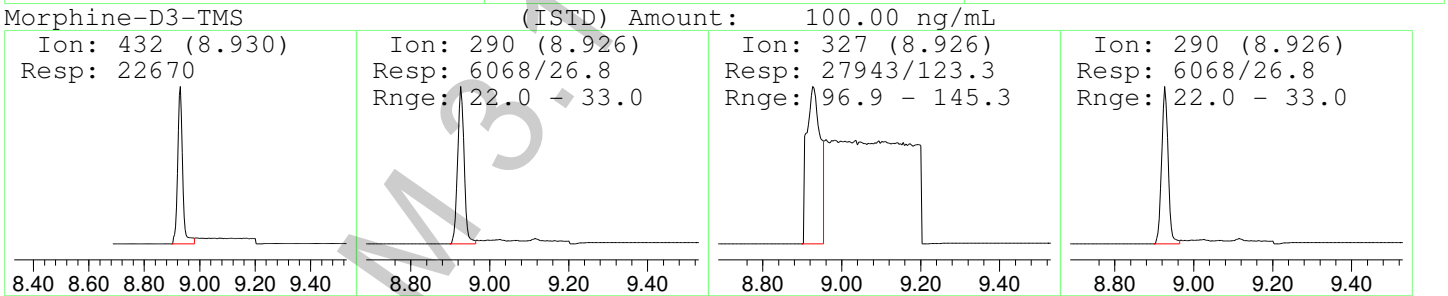
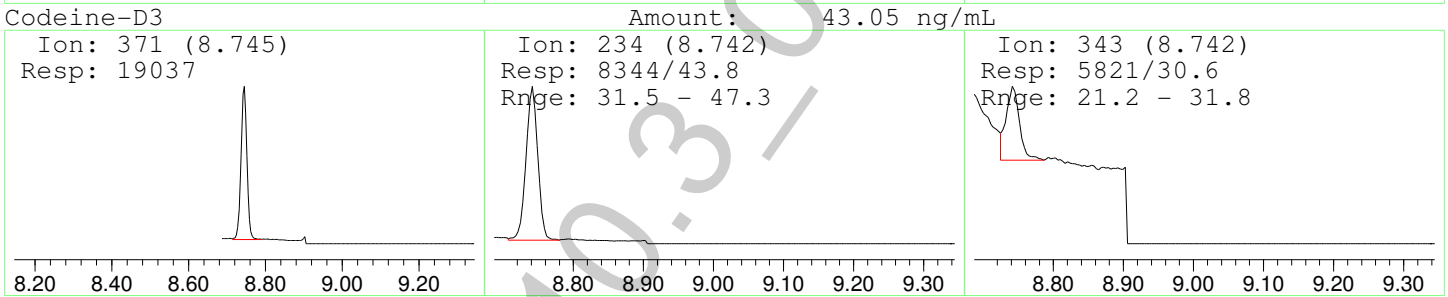
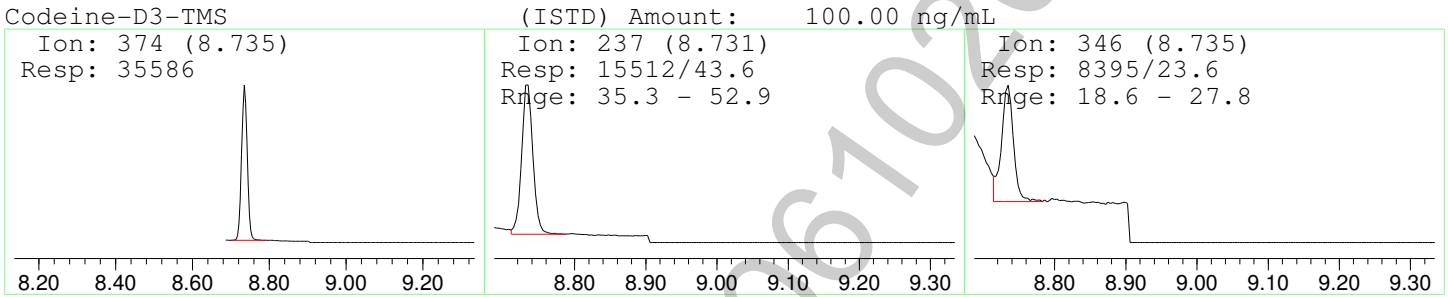
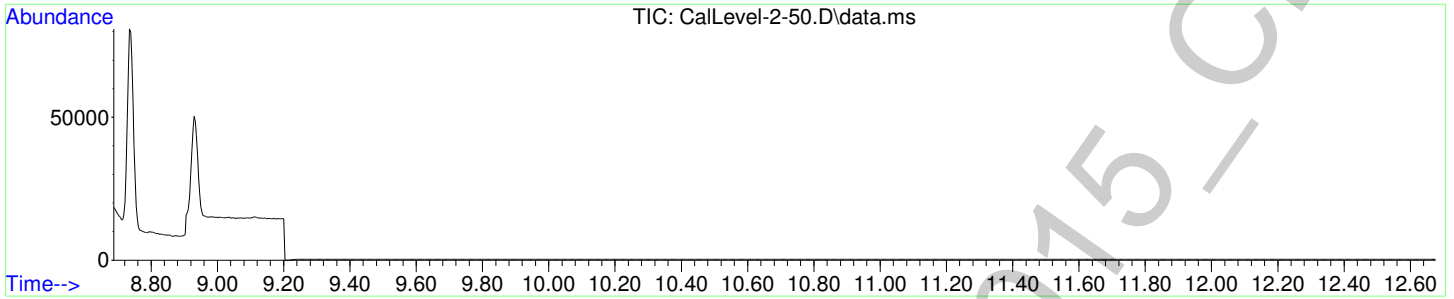
#4
 Morphine-TMS
 Concen: 25.55 ng/mL m
 RT: 8.940 min Scan# 75
 Delta R.T. 0.000 min
 Lab File: CalLevel-2-50.D
 Acq: 10 Jun 2015 14:38

Tgt Ion	Resp	Lower	Upper
429	100		
287	12.6	12.5	18.7
324	12.3	11.4	17.2



2

Data Path : F:\Data\061015 OP\
 Data File : CalLevel-2-50.D
 Acq On : 10 Jun 2015 14:38
 Operator : C Shrum
 Sample : Calibrator Level 2: 50ng/mL
 Misc : Analytical Method 3.10.3
 ALS Vial : 3 Sample Multiplier: 1



Data Path : F:\Data\061015 OP\
 Data File : CalLevel-3-100.D
 Acq On : 10 Jun 2015 14:56
 Operator : C Shrum
 Sample : Calibrator Level 3: 100ng/mL
 Misc : Analytical Method 3.10.3
 ALS Vial : 4 Sample Multiplier: 1

Quant Time: Jun 11 15:21:19 2015
 Quant Method : F:\Methods\AM-3-10-3-D3- All levels.M
 Quant Title :
 QLast Update : Thu Jun 11 15:10:53 2015
 Response via : Initial Calibration


Compound	R.T.	QIon	Response	Conc	Units	Dev(Min)
Internal Standards						
1) Codeine-D3-TMS	8.735	374	35207	100.00	ng/mL	0.00
3) Morphine-D3-TMS	8.926	432	25198	100.00	ng/mL	0.00
Target Compounds						
2) Codeine-D3	8.745	371	36751	98.32	ng/mL	100
4) Morphine-TMS	8.937	429	52057	96.33	ng/mL	100

(#) = qualifier out of range (m) = manual integration (+) = signals summed

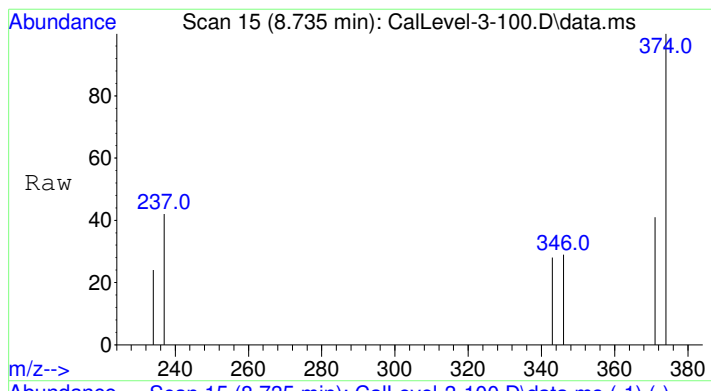
g

Data Path : F:\Data\061015 OP\
Data File : CalLevel-3-100.D
Acq On : 10 Jun 2015 14:56
Operator : C Shrum
Sample : Calibrator Level 3: 100ng/mL
Misc : Analytical Method 3.10.3
ALS Vial : 4 Sample Multiplier: 1

Quant Time: Jun 11 15:21:19 2015
Quant Method : F:\Methods\AM-3-10-3-D3- All levels.M
Quant Title :
QLast Update : Thu Jun 11 15:10:53 2015
Response via : Initial Calibration

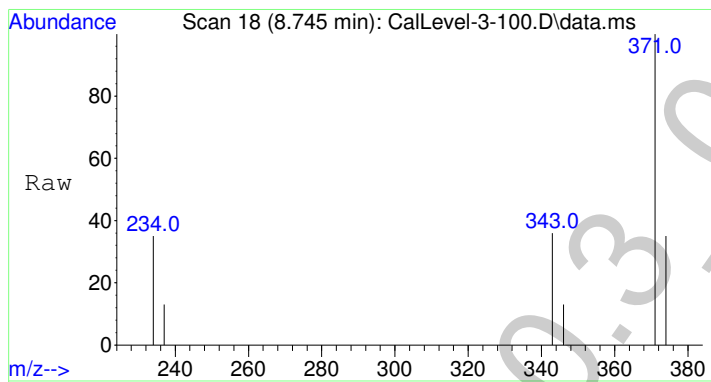
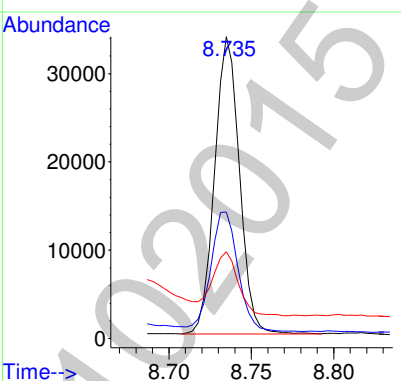
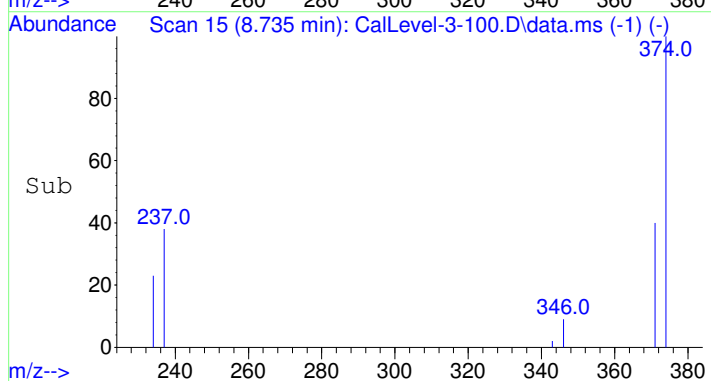


29



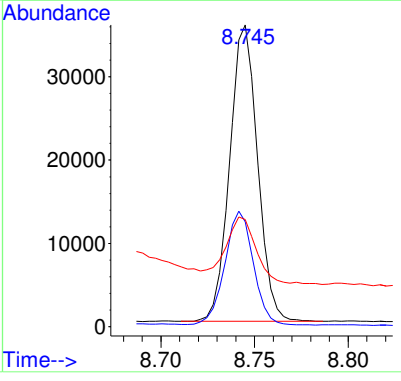
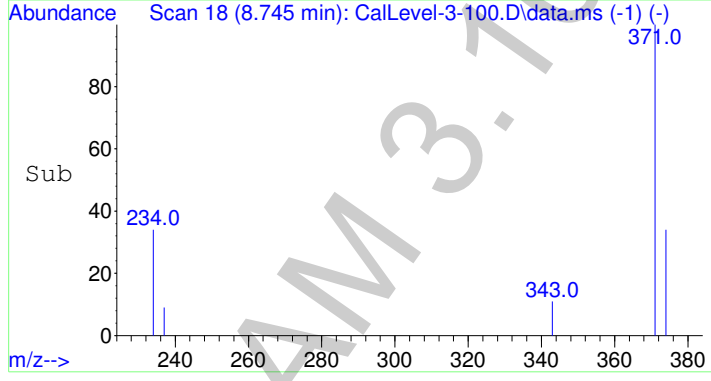
#1
 Codeine-D3-TMS
 Concen: 100.00 ng/mL
 RT: 8.735 min Scan# 15
 Delta R.T. -0.000 min
 Lab File: CalLevel-3-100.D
 Acq: 10 Jun 2015 14:56

Tgt Ion	Resp	Lower	Upper
374	35207		
374	100		
237	44.1	35.3	52.9
346	23.2	18.6	27.8

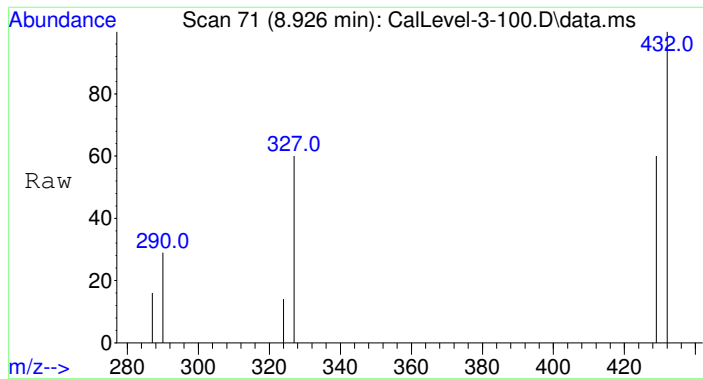


#2
 Codeine-D3
 Concen: 98.32 ng/mL
 RT: 8.745 min Scan# 18
 Delta R.T. 0.000 min
 Lab File: CalLevel-3-100.D
 Acq: 10 Jun 2015 14:56

Tgt Ion	Resp	Lower	Upper
371	36751		
371	100		
234	39.4	31.5	47.3
343	26.5	21.2	31.8

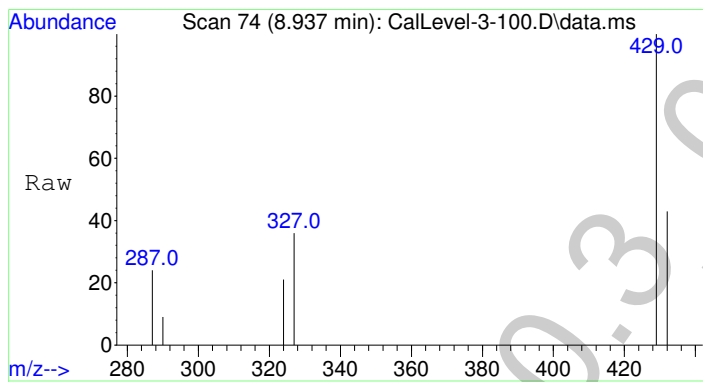
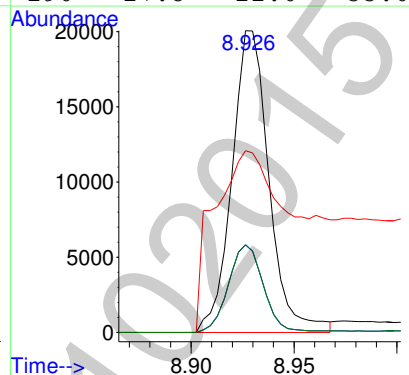
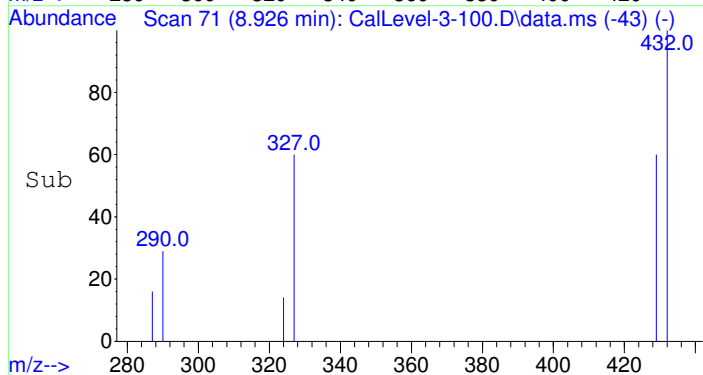


2



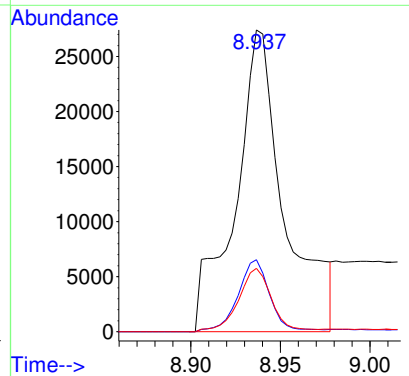
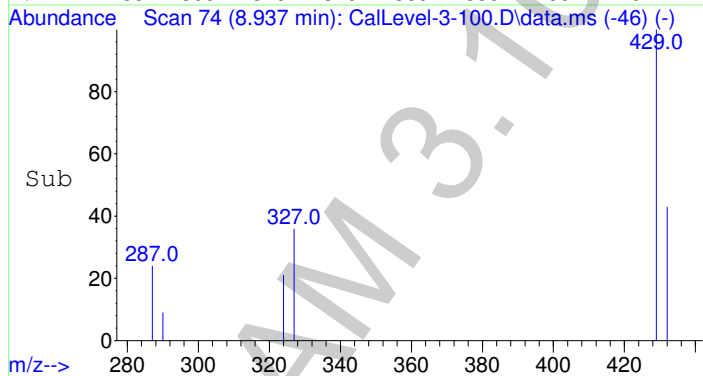
#3
 Morphine-D3-TMS
 Concen: 100.00 ng/mL
 RT: 8.926 min Scan# 71
 Delta R.T. -0.004 min
 Lab File: CalLevel-3-100.D
 Acq: 10 Jun 2015 14:56

Tgt Ion	Resp	Lower	Upper
432	25198		
290	27.5	22.0	33.0
327	121.1	96.9	145.3
290	27.5	22.0	33.0



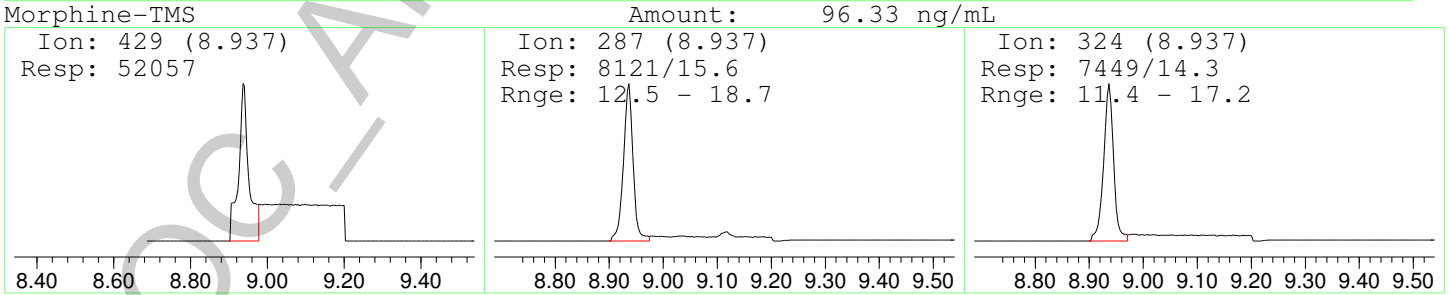
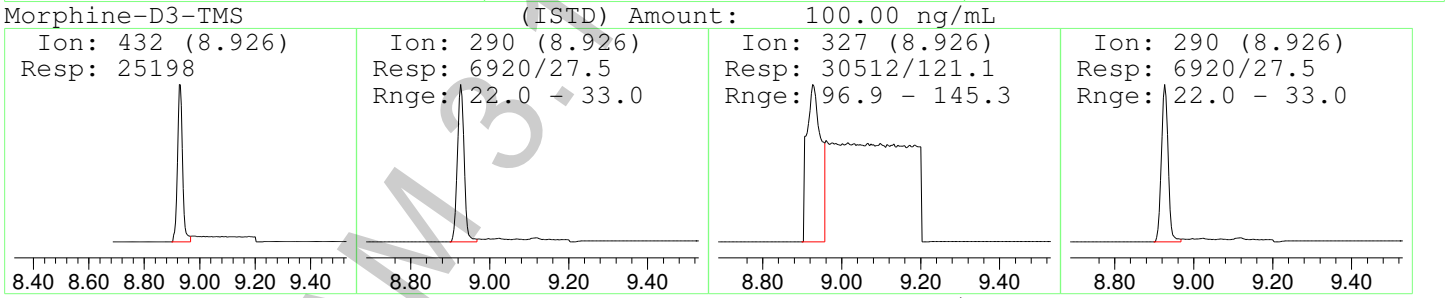
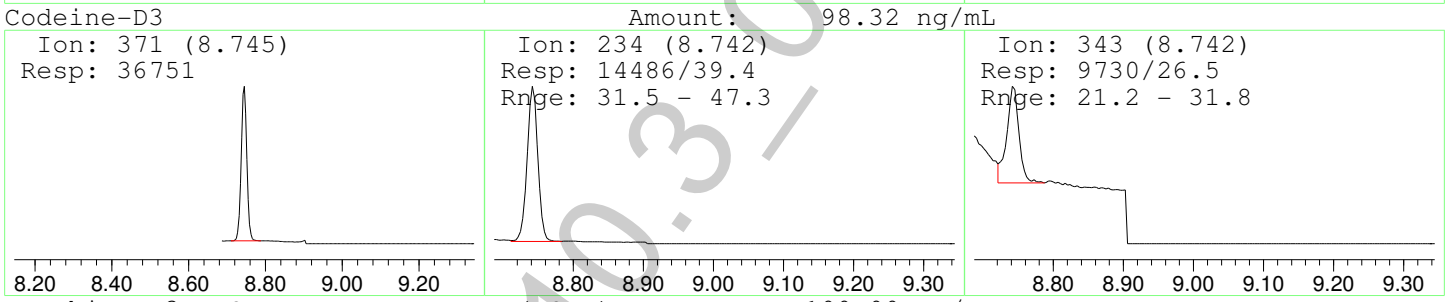
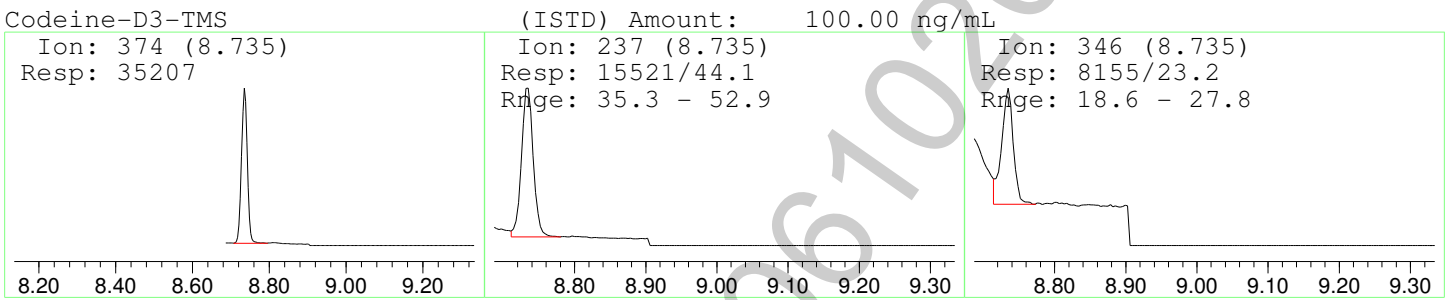
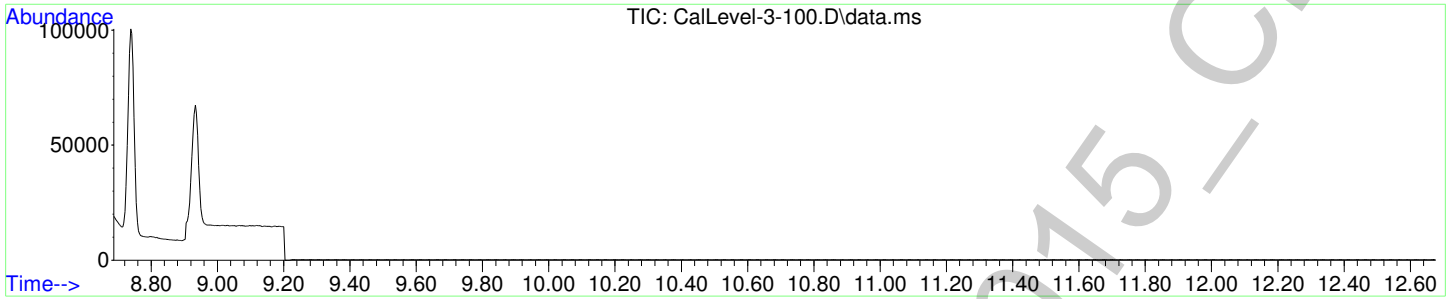
#4
 Morphine-TMS
 Concen: 96.33 ng/mL
 RT: 8.937 min Scan# 74
 Delta R.T. -0.003 min
 Lab File: CalLevel-3-100.D
 Acq: 10 Jun 2015 14:56

Tgt Ion	Resp	Lower	Upper
429	52057		
287	15.6	12.5	18.7
324	14.3	11.4	17.2





Data Path : F:\Data\061015 OP\
 Data File : CalLevel-3-100.D
 Acq On : 10 Jun 2015 14:56
 Operator : C Shrum
 Sample : Calibrator Level 3: 100ng/mL
 Misc : Analytical Method 3.10.3
 ALS Vial : 4 Sample Multiplier: 1



2

Data Path : F:\Data\061015 OP\
 Data File : CalLevel-4-250.D
 Acq On : 10 Jun 2015 15:15
 Operator : C Shrum
 Sample : Calibrator Level 4: 250ng/mL
 Misc : Analytical Method 3.10.3
 ALS Vial : 5 Sample Multiplier: 1

Quant Time: Jun 11 15:22:09 2015
 Quant Method : F:\Methods\AM-3-10-3-D3- All levels.M
 Quant Title :
 QLast Update : Thu Jun 11 15:10:53 2015
 Response via : Initial Calibration

Compound	R.T.	QIon	Response	Conc	Units	Dev(Min)
Internal Standards						
1) Codeine-D3-TMS	8.735	374	36800	100.00	ng/mL	0.00
3) Morphine-D3-TMS	8.930	432	27242	100.00	ng/mL	0.00
Target Compounds						
2) Codeine-D3	8.745	371	97457	272.59	ng/mL	95
4) Morphine-TMS	8.937	429	96373	292.14	ng/mL#*	90


(#) = qualifier out of range (m) = manual integration (+) = signals summed

*Refer to manual integration.

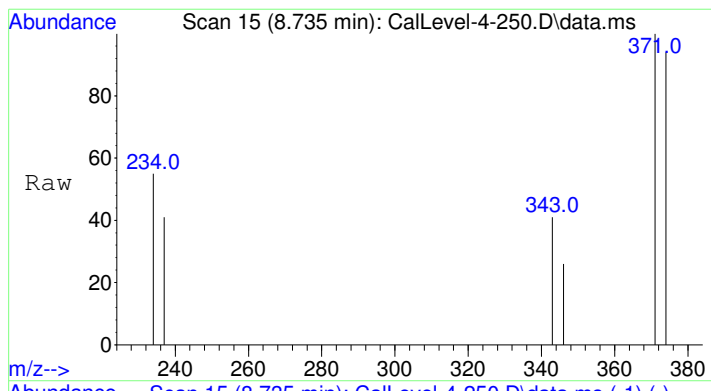
g

Data Path : F:\Data\061015 OP\
Data File : CalLevel-4-250.D
Acq On : 10 Jun 2015 15:15
Operator : C Shrum
Sample : Calibrator Level 4: 250ng/mL
Misc : Analytical Method 3.10.3
ALS Vial : 5 Sample Multiplier: 1

Quant Time: Jun 11 15:22:09 2015
Quant Method : F:\Methods\AM-3-10-3-D3- All levels.M
Quant Title :
QLast Update : Thu Jun 11 15:10:53 2015
Response via : Initial Calibration

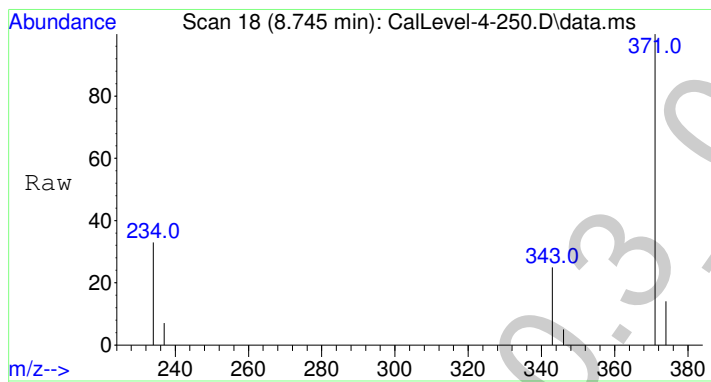
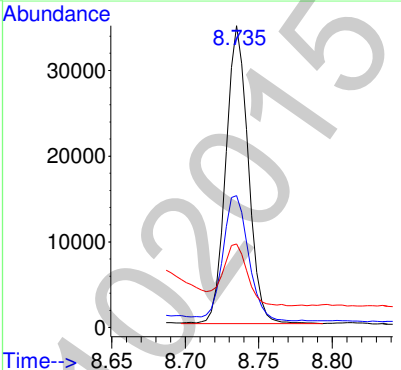
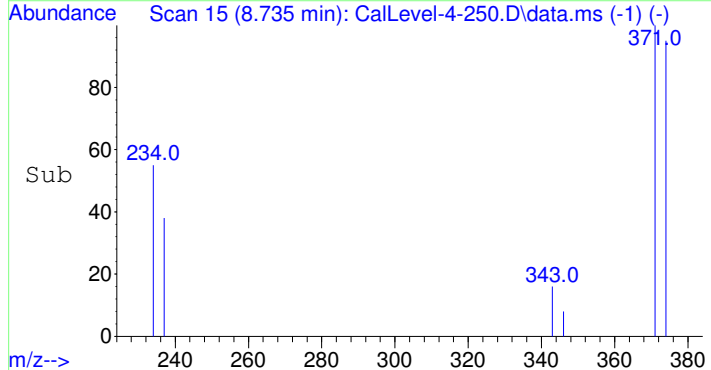


2



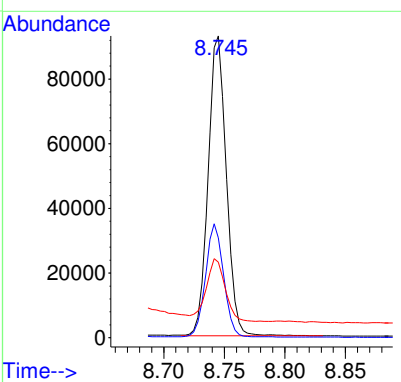
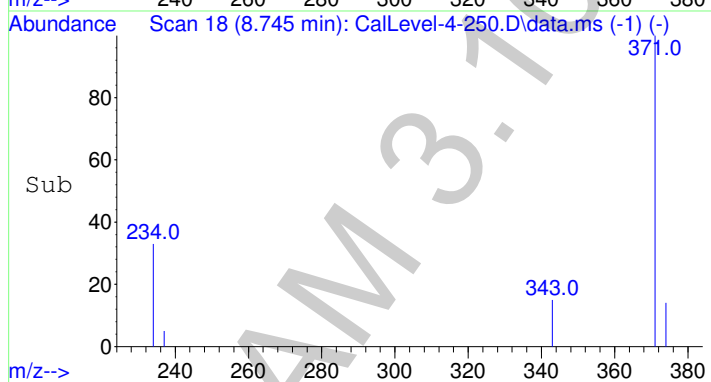
#1
 Codeine-D3-TMS
 Concen: 100.00 ng/mL
 RT: 8.735 min Scan# 15
 Delta R.T. -0.000 min
 Lab File: CalLevel-4-250.D
 Acq: 10 Jun 2015 15:15

Tgt Ion	Resp	Lower	Upper
374	36800		
374	100		
237	47.8	35.3	52.9
346	22.9	18.6	27.8

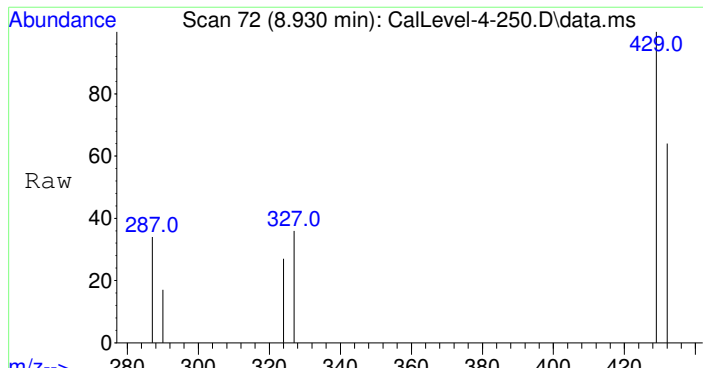


#2
 Codeine-D3
 Concen: 272.59 ng/mL
 RT: 8.745 min Scan# 18
 Delta R.T. 0.000 min
 Lab File: CalLevel-4-250.D
 Acq: 10 Jun 2015 15:15

Tgt Ion	Resp	Lower	Upper
371	97457		
371	100		
234	37.8	31.5	47.3
343	21.9	21.2	31.8

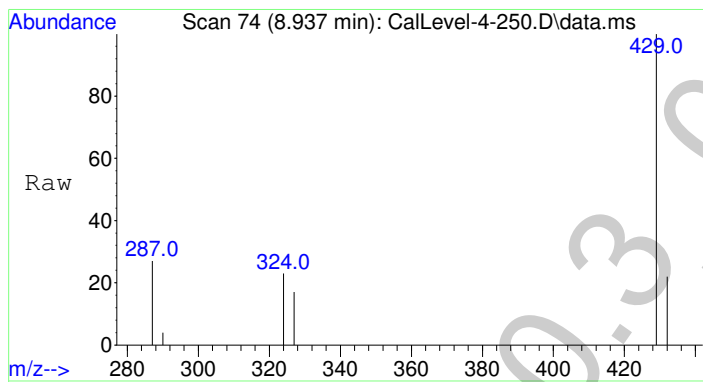
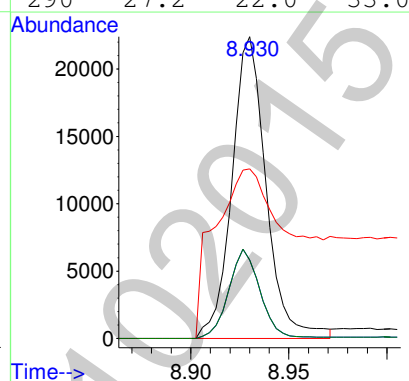
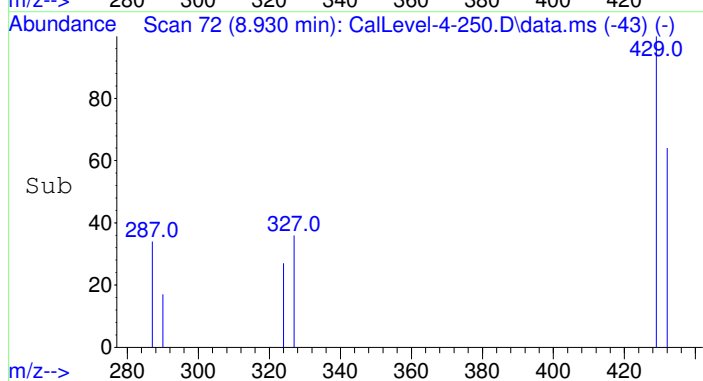


2



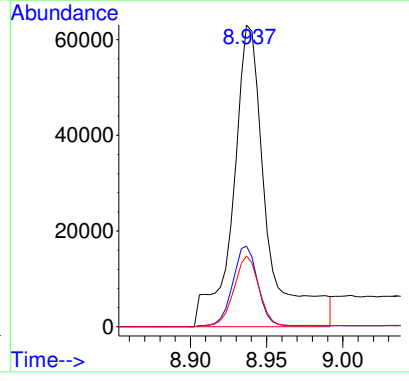
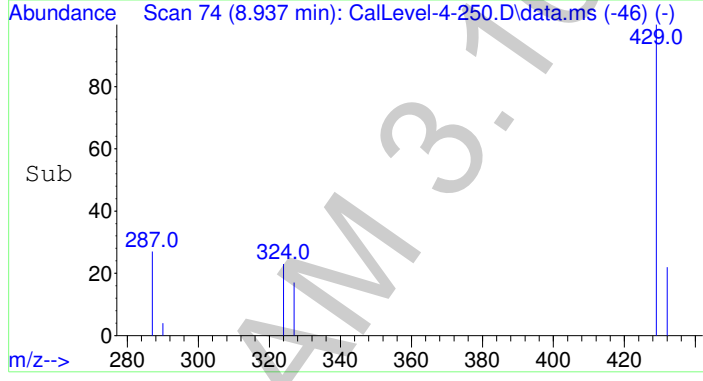
#3
 Morphine-D3-TMS
 Concen: 100.00 ng/mL
 RT: 8.930 min Scan# 72
 Delta R.T. -0.000 min
 Lab File: CalLevel-4-250.D
 Acq: 10 Jun 2015 15:15

Tgt Ion	Resp	Lower	Upper
432	27242		
432	100		
290	27.2	22.0	33.0
327	131.1	96.9	145.3
290	27.2	22.0	33.0



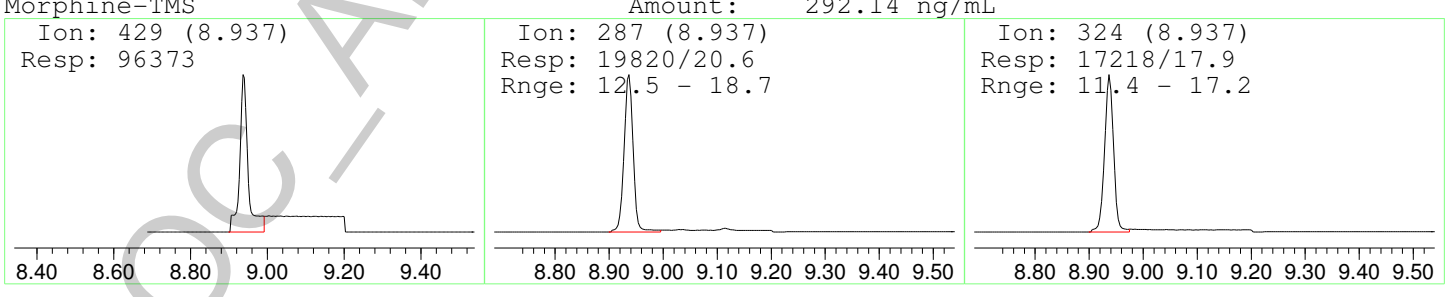
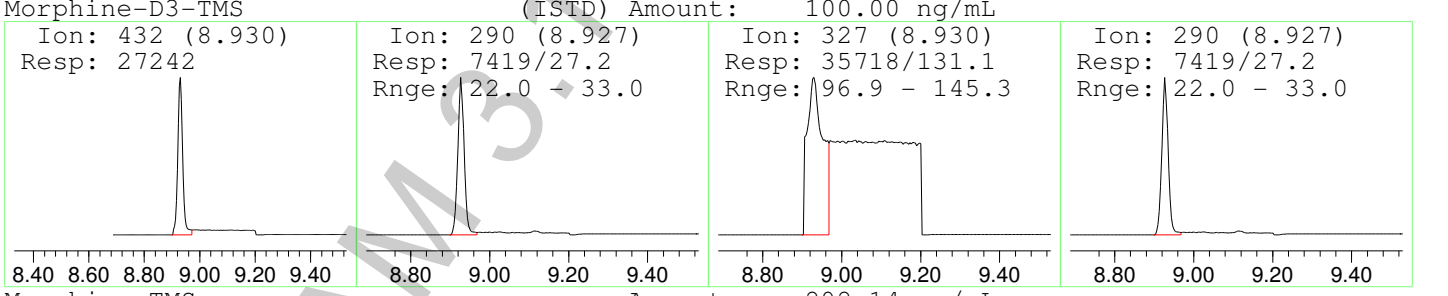
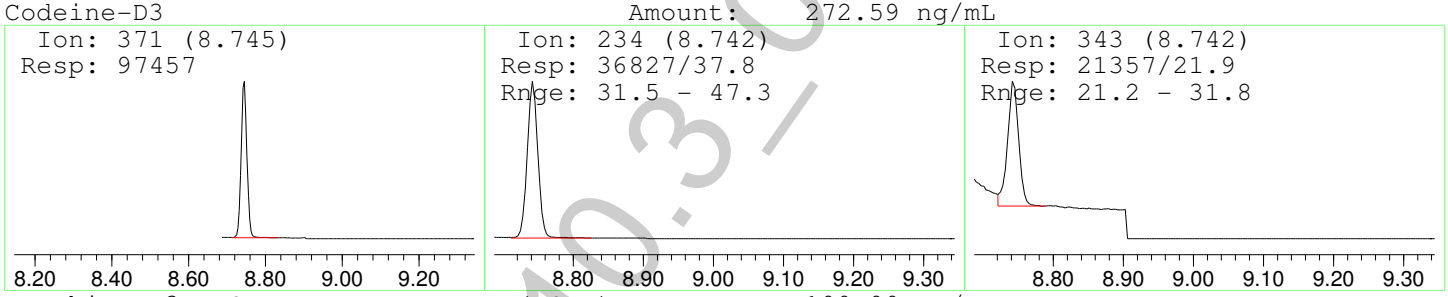
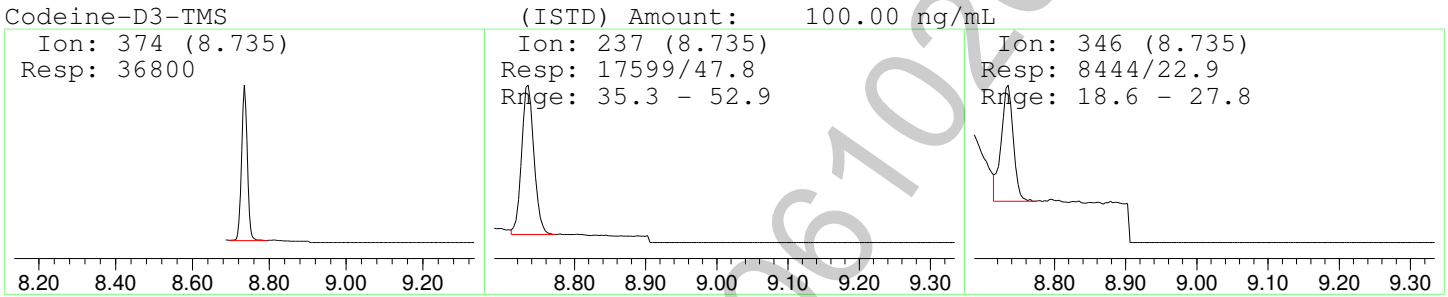
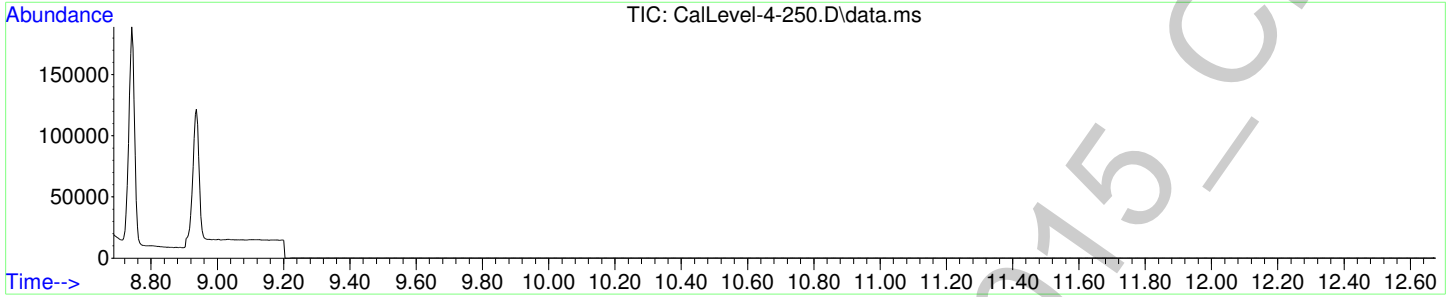
#4
 Morphine-TMS
 Concen: 292.14 ng/mL
 RT: 8.937 min Scan# 74
 Delta R.T. -0.003 min
 Lab File: CalLevel-4-250.D
 Acq: 10 Jun 2015 15:15

Tgt Ion	Resp	Lower	Upper
429	96373		
429	100		
287	20.6	12.5	18.7#
324	17.9	11.4	17.2#



2

Data Path : F:\Data\061015 OP\
 Data File : CalLevel-4-250.D
 Acq On : 10 Jun 2015 15:15
 Operator : C Shrum
 Sample : Calibrator Level 4: 250ng/mL
 Misc : Analytical Method 3.10.3
 ALS Vial : 5 Sample Multiplier: 1



Data Path : F:\Data\061015 OP\
 Data File : CalLevel-4-250.D
 Acq On : 10 Jun 2015 15:15
 Operator : C Shrum
 Sample : Calibrator Level 4: 250ng/mL
 Misc : Analytical Method 3.10.3
 ALS Vial : 5 Sample Multiplier: 1

Quant Time: Jun 11 15:23:18 2015
 Quant Method : F:\Methods\AM-3-10-3-D3- All levels.M
 Quant Title :
 QLast Update : Thu Jun 11 15:10:53 2015
 Response via : Initial Calibration

Compound	R.T.	QIon	Response	Conc	Units	Dev(Min)
Internal Standards						
1) Codeine-D3-TMS	8.735	374	36800	100.00	ng/mL	0.00
3) Morphine-D3-TMS	8.930	432	27242	100.00	ng/mL	0.00
Target Compounds						
2) Codeine-D3	8.745	371	97457	272.59	ng/mL	Qvalue 95
4) Morphine-TMS	8.937	429	110821m	362.70	ng/mL *	


(#) = qualifier out of range (m) = manual integration (+) = signals summed

*Manual integration successful, however quantity is not within 20% expected range. For qualitative use only.

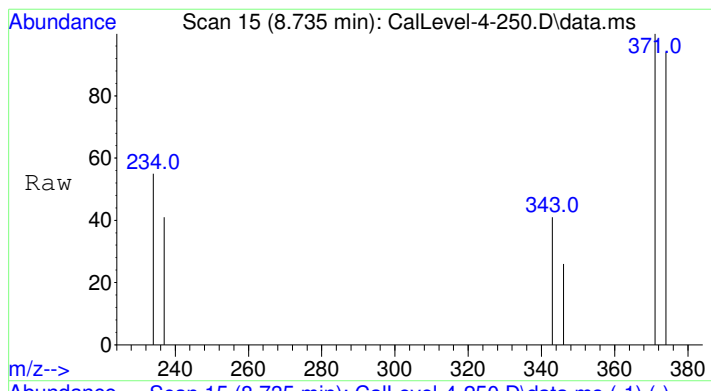
2

Data Path : F:\Data\061015 OP\
Data File : CalLevel-4-250.D
Acq On : 10 Jun 2015 15:15
Operator : C Shrum
Sample : Calibrator Level 4: 250ng/mL
Misc : Analytical Method 3.10.3
ALS Vial : 5 Sample Multiplier: 1

Quant Time: Jun 11 15:23:18 2015
Quant Method : F:\Methods\AM-3-10-3-D3- All levels.M
Quant Title :
QLast Update : Thu Jun 11 15:10:53 2015
Response via : Initial Calibration

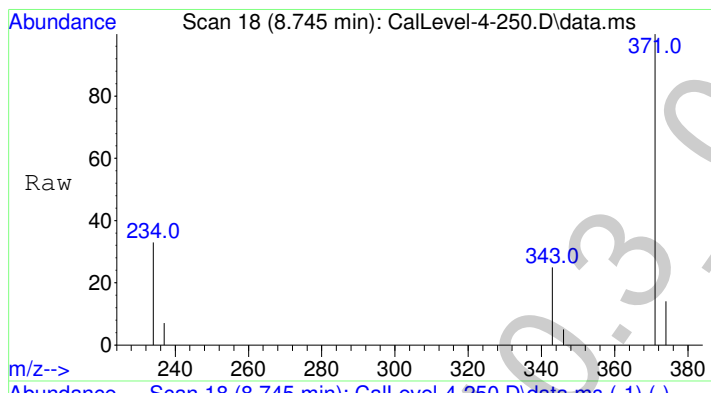
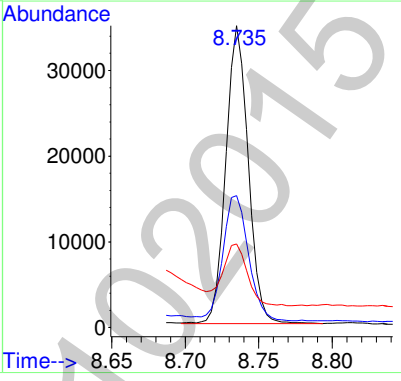
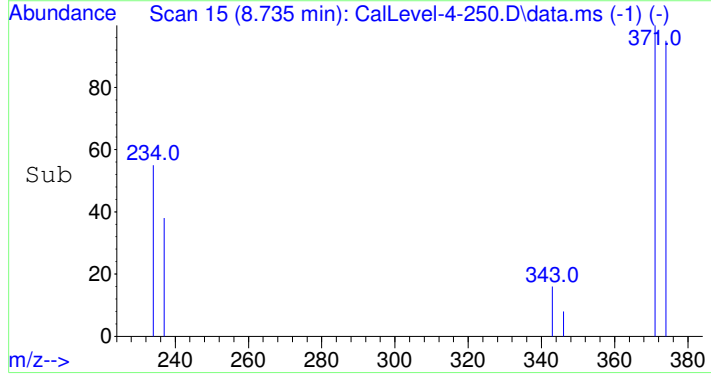


2



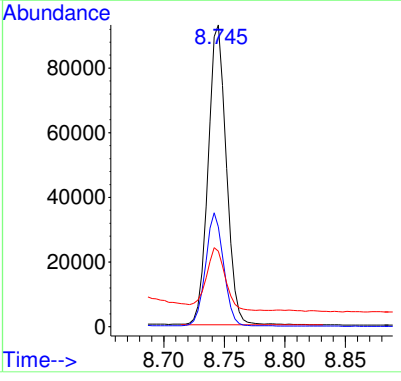
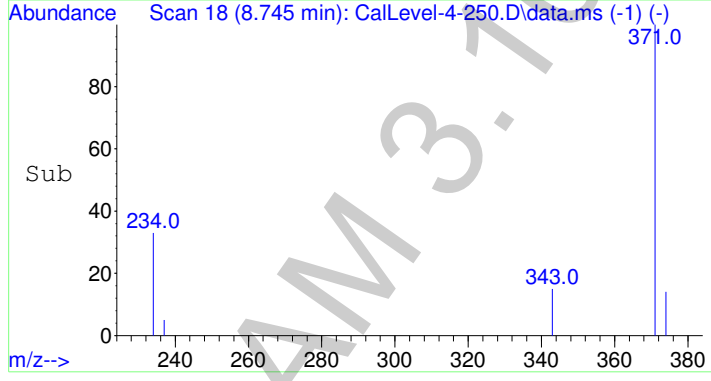
#1
Codeine-D3-TMS
Concen: 100.00 ng/mL
RT: 8.735 min Scan# 15
Delta R.T. -0.000 min
Lab File: CalLevel-4-250.D
Acq: 10 Jun 2015 15:15

Tgt Ion	Resp	Lower	Upper
374	36800		
374	100		
237	47.8	35.3	52.9
346	22.9	18.6	27.8

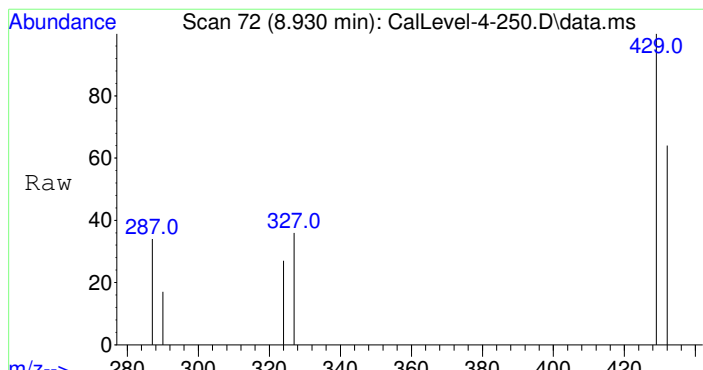


#2
Codeine-D3
Concen: 272.59 ng/mL
RT: 8.745 min Scan# 18
Delta R.T. 0.000 min
Lab File: CalLevel-4-250.D
Acq: 10 Jun 2015 15:15

Tgt Ion	Resp	Lower	Upper
371	97457		
371	100		
234	37.8	31.5	47.3
343	21.9	21.2	31.8

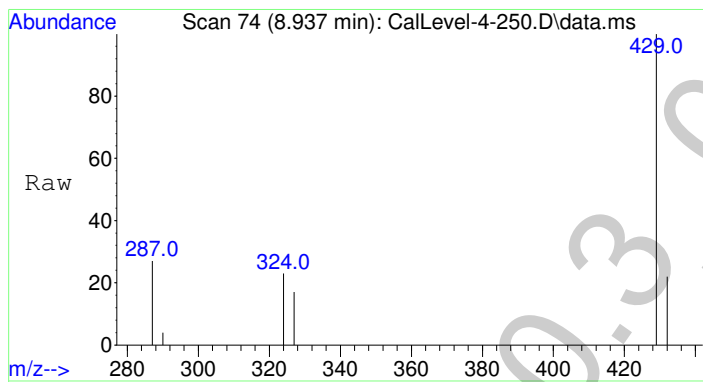
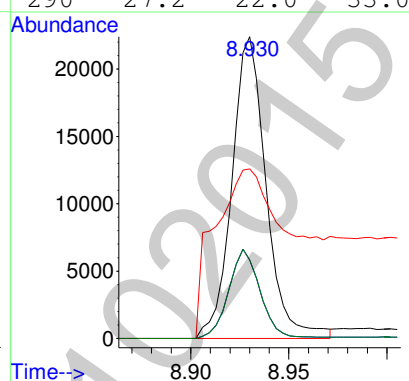
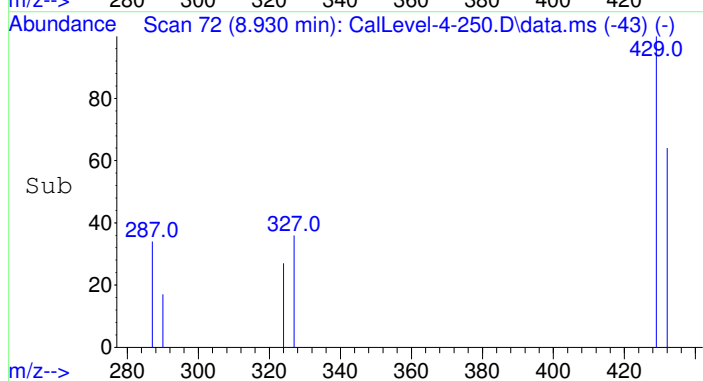


g



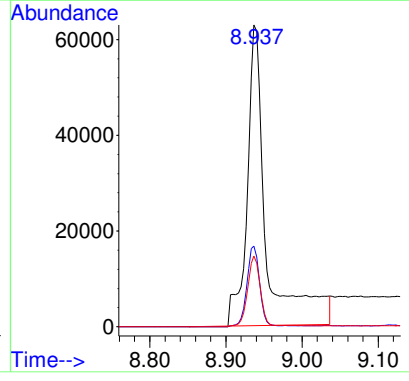
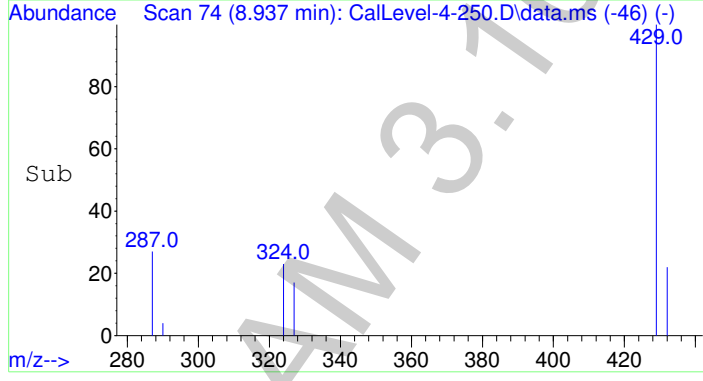
#3
Morphine-D3-TMS
Concen: 100.00 ng/mL
RT: 8.930 min Scan# 72
Delta R.T. -0.000 min
Lab File: CalLevel-4-250.D
Acq: 10 Jun 2015 15:15

Tgt Ion	Resp	Lower	Upper
432	27242		
432	100		
290	27.2	22.0	33.0
327	131.1	96.9	145.3
290	27.2	22.0	33.0



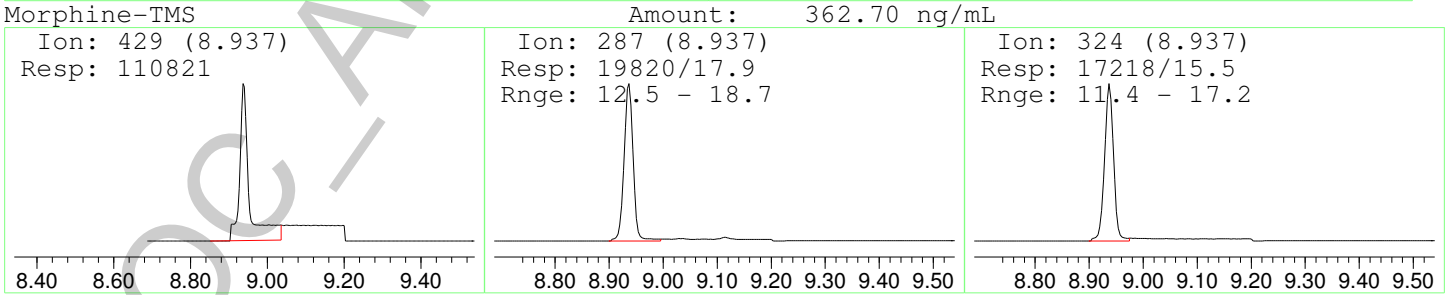
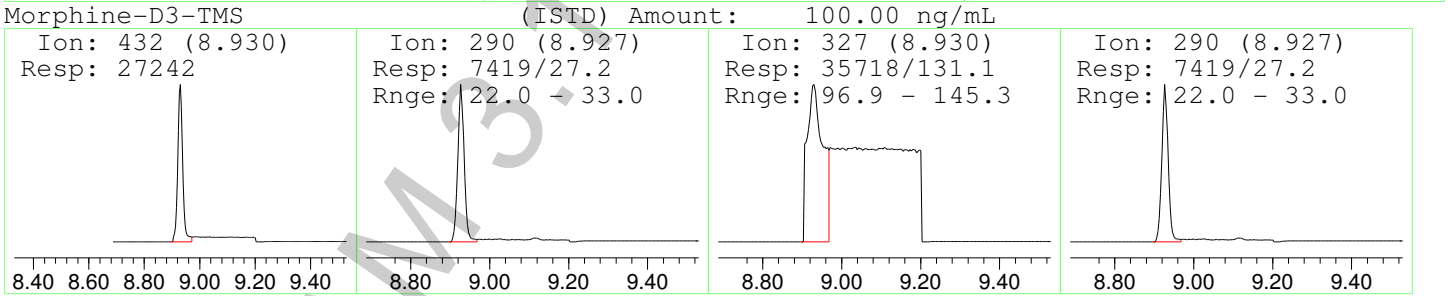
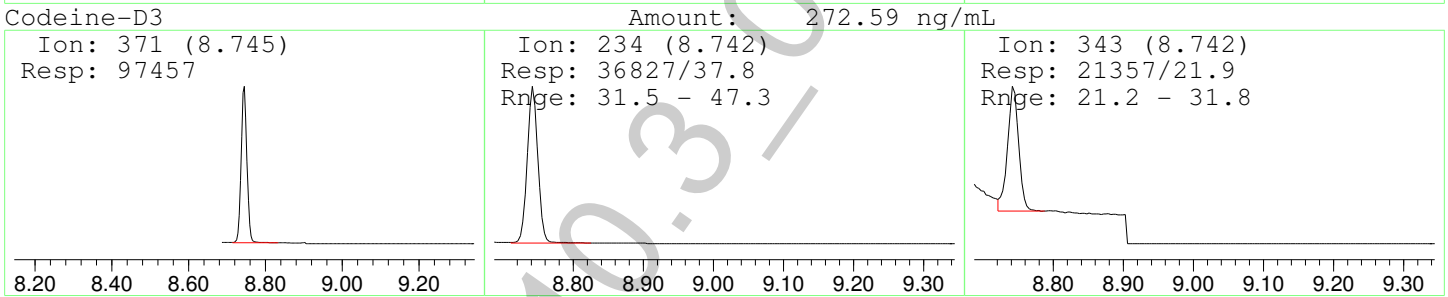
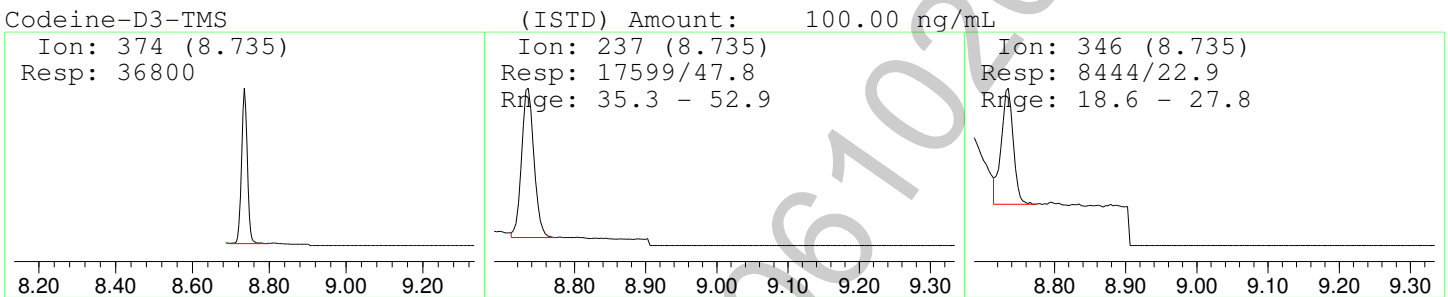
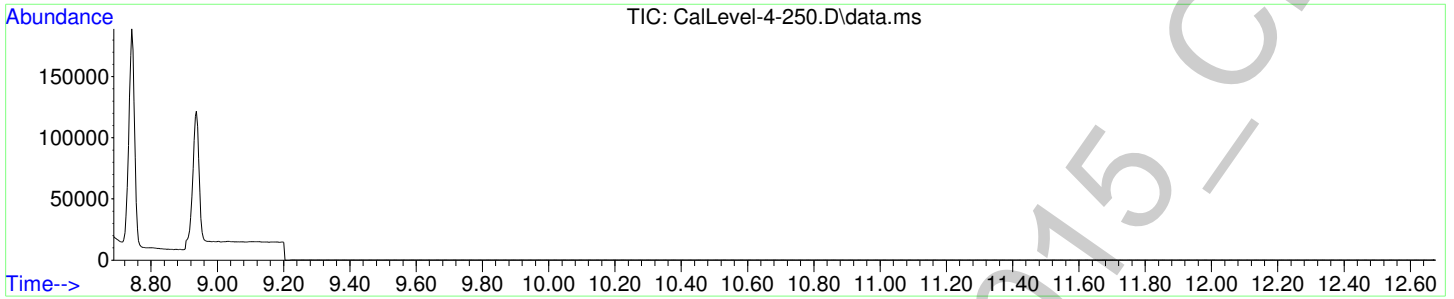
#4
Morphine-TMS
Concen: 362.70 ng/mL m
RT: 8.937 min Scan# 74
Delta R.T. -0.003 min
Lab File: CalLevel-4-250.D
Acq: 10 Jun 2015 15:15

Tgt Ion	Resp	Lower	Upper
429	110821		
429	100		
287	17.9	12.5	18.7
324	15.5	11.4	17.2



2

Data Path : F:\Data\061015 OP\
 Data File : CalLevel-4-250.D
 Acq On : 10 Jun 2015 15:15
 Operator : C Shrum
 Sample : Calibrator Level 4: 250ng/mL
 Misc : Analytical Method 3.10.3
 ALS Vial : 5 Sample Multiplier: 1



Data Path : F:\Data\061015 OP\
 Data File : CalLevel-5-500.D
 Acq On : 10 Jun 2015 15:34
 Operator : C Shrum
 Sample : Calibrator Level 5: 500ng/mL
 Misc : Analytical Method 3.10.3
 ALS Vial : 6 Sample Multiplier: 1

Quant Time: Jun 11 15:27:02 2015
 Quant Method : F:\Methods\AM-3-10-3-D3- All levels.M
 Quant Title :
 QLast Update : Thu Jun 11 15:10:53 2015
 Response via : Initial Calibration


Compound	R.T.	QIon	Response	Conc	Units	Dev(Min)
Internal Standards						
1) Codeine-D3-TMS	8.735	374	35952	100.00	ng/mL	*# 0.00
3) Morphine-D3-TMS	8.930	432	26892	100.00	ng/mL	0.00
Target Compounds						
2) Codeine-D3	8.745	371	169418	496.77	ng/mL	Qvalue 95
4) Morphine-TMS	8.940	429	141185	519.97	ng/mL#	* 83

(#) = qualifier out of range (m) = manual integration (+) = signals summed

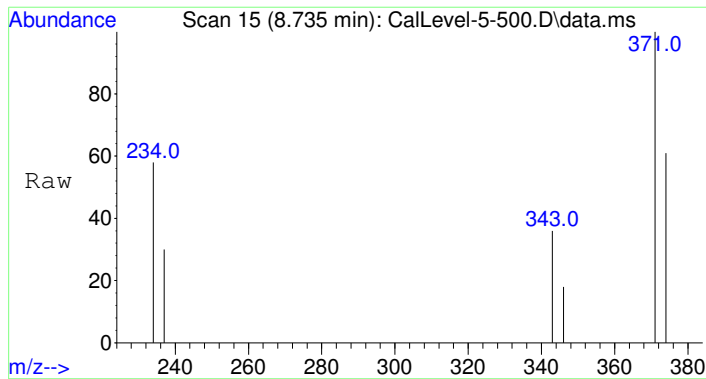
*Refer to manual integration.

Data Path : F:\Data\061015 OP\
Data File : CalLevel-5-500.D
Acq On : 10 Jun 2015 15:34
Operator : C Shrum
Sample : Calibrator Level 5: 500ng/mL
Misc : Analytical Method 3.10.3
ALS Vial : 6 Sample Multiplier: 1

Quant Time: Jun 11 15:27:02 2015
Quant Method : F:\Methods\AM-3-10-3-D3- All levels.M
Quant Title :
QLast Update : Thu Jun 11 15:10:53 2015
Response via : Initial Calibration

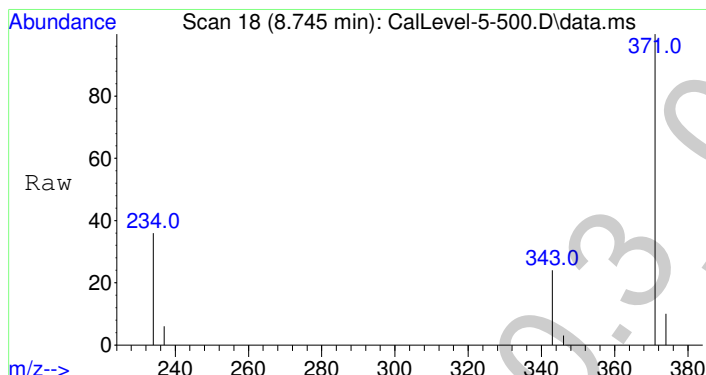
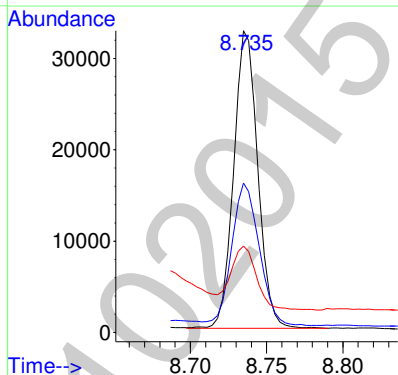
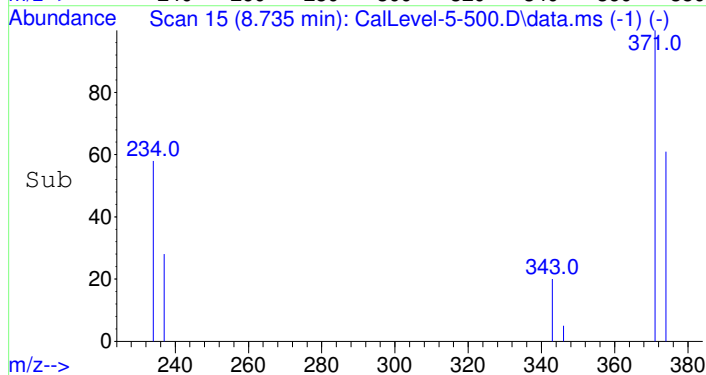


2



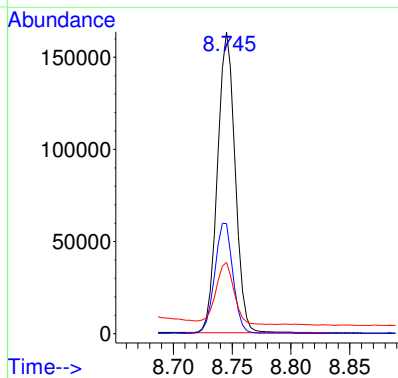
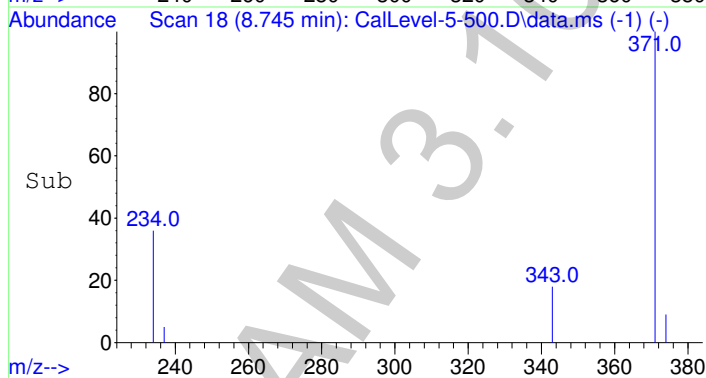
#1
 Codeine-D3-TMS
 Concen: 100.00 ng/mL
 RT: 8.735 min Scan# 15
 Delta R.T. -0.000 min
 Lab File: CalLevel-5-500.D
 Acq: 10 Jun 2015 15:34

Tgt Ion	Resp	Lower	Upper
374	35952		
374	100		
237	54.6	35.3	52.9#
346	23.2	18.6	27.8

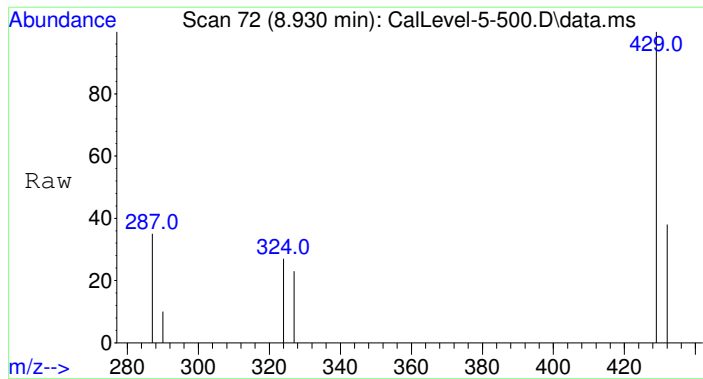


#2
 Codeine-D3
 Concen: 496.77 ng/mL
 RT: 8.745 min Scan# 18
 Delta R.T. 0.000 min
 Lab File: CalLevel-5-500.D
 Acq: 10 Jun 2015 15:34

Tgt Ion	Resp	Lower	Upper
371	169418		
371	100		
234	38.0	31.5	47.3
343	21.3	21.2	31.8

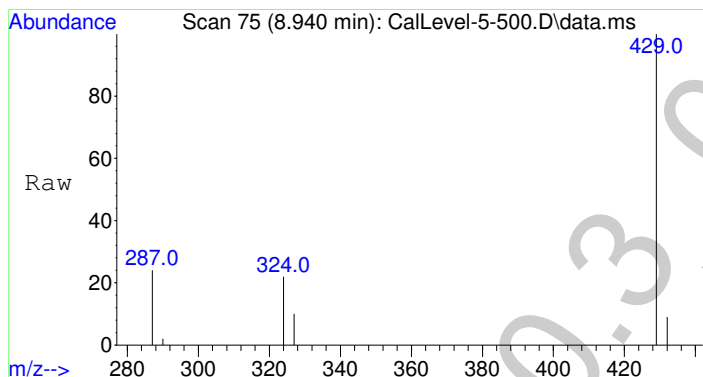
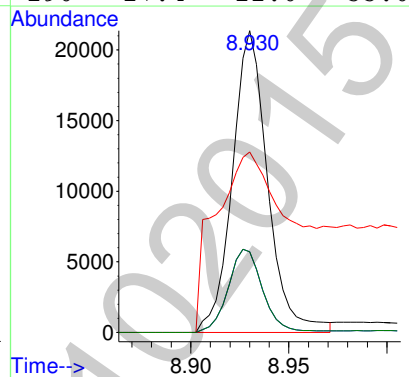
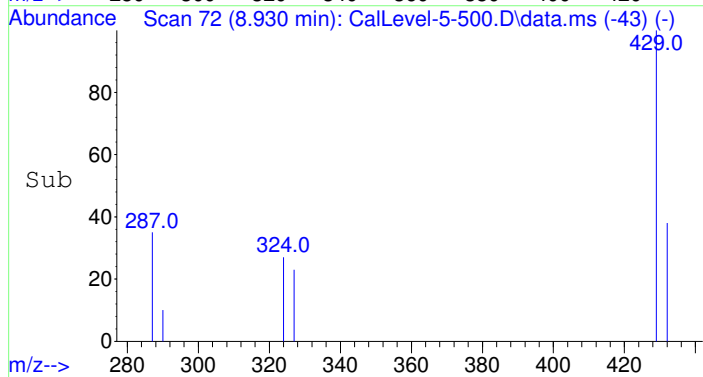


6



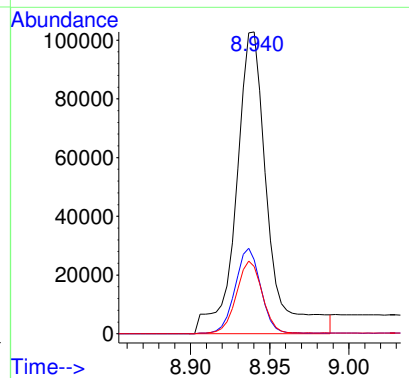
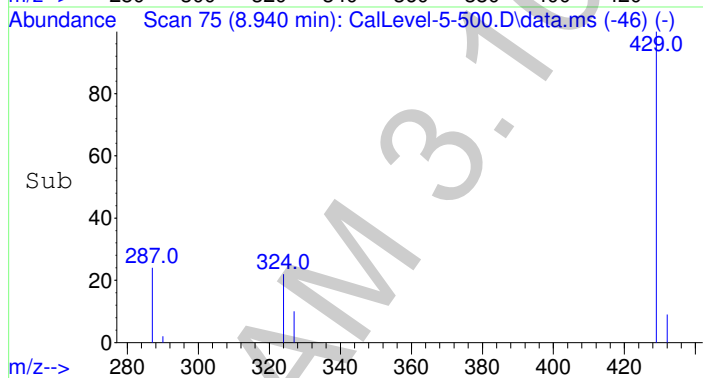
#3
 Morphine-D3-TMS
 Concen: 100.00 ng/mL
 RT: 8.930 min Scan# 72
 Delta R.T. -0.000 min
 Lab File: CalLevel-5-500.D
 Acq: 10 Jun 2015 15:34

Tgt Ion	Resp	Lower	Upper
432	26892		
432	100		
290	27.4	22.0	33.0
327	128.5	96.9	145.3
290	27.4	22.0	33.0



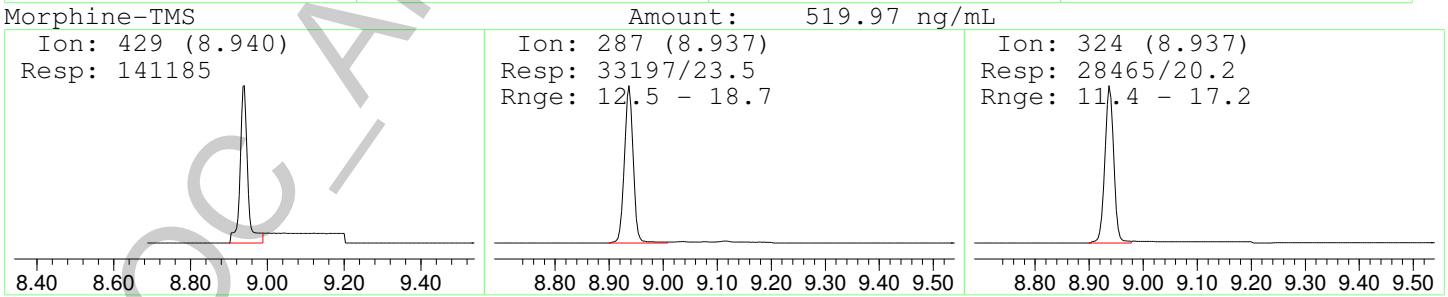
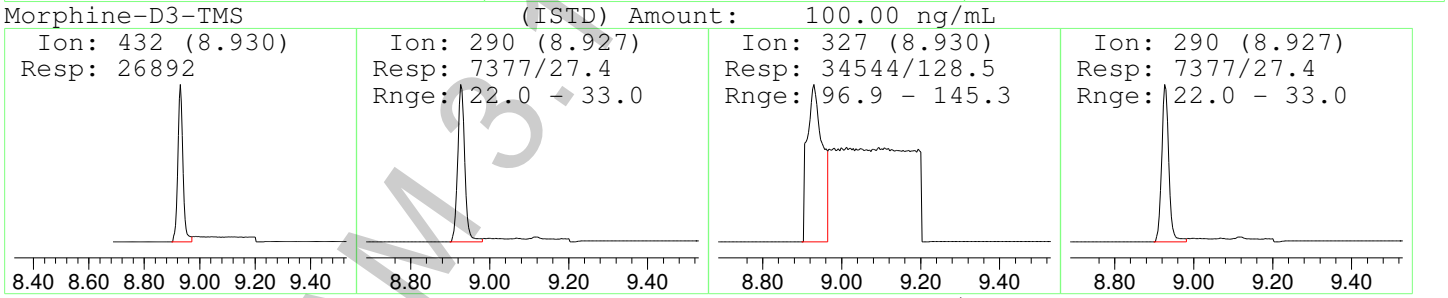
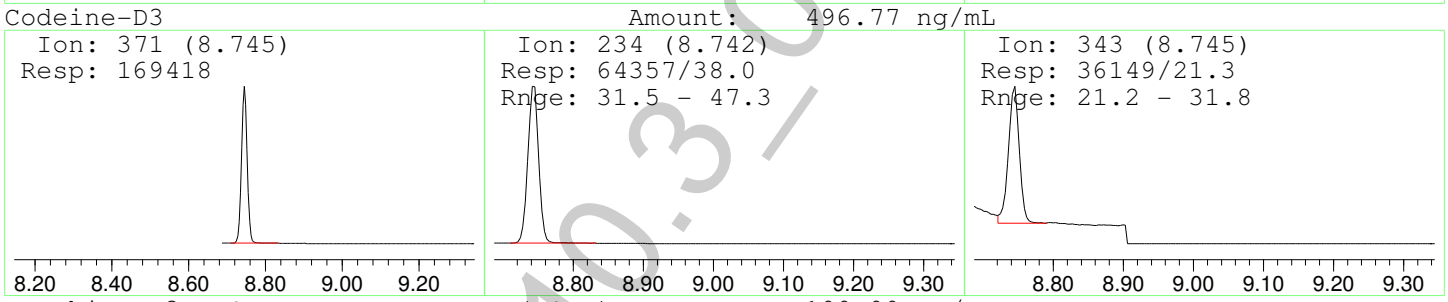
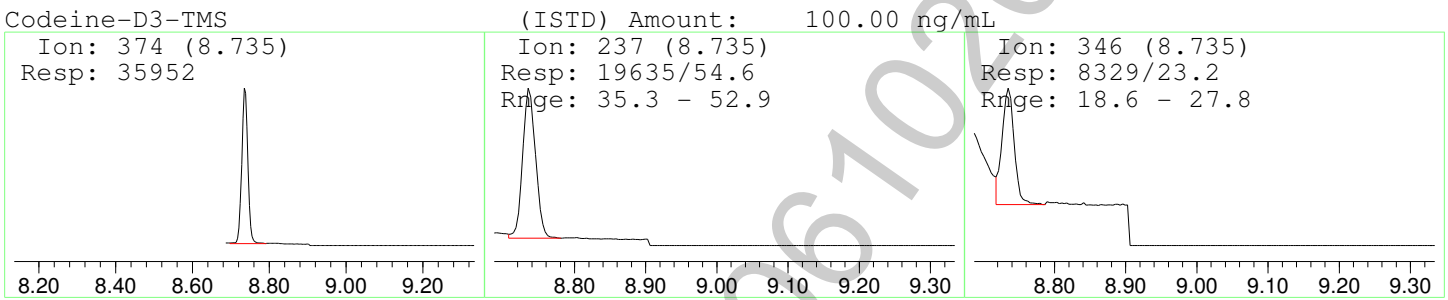
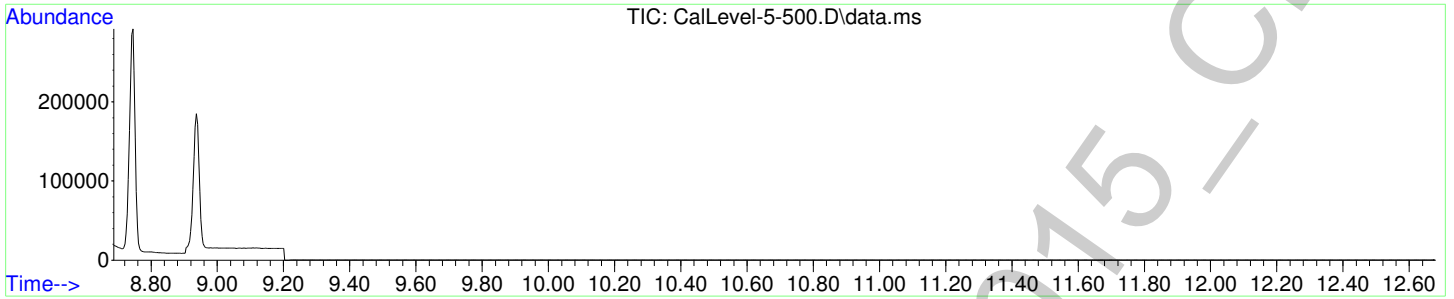
#4
 Morphine-TMS
 Concen: 519.97 ng/mL
 RT: 8.940 min Scan# 75
 Delta R.T. 0.000 min
 Lab File: CalLevel-5-500.D
 Acq: 10 Jun 2015 15:34

Tgt Ion	Resp	Lower	Upper
429	141185		
429	100		
287	23.5	12.5	18.7#
324	20.2	11.4	17.2#



6

Data Path : F:\Data\061015 OP\
 Data File : CalLevel-5-500.D
 Acq On : 10 Jun 2015 15:34
 Operator : C Shrum
 Sample : Calibrator Level 5: 500ng/mL
 Misc : Analytical Method 3.10.3
 ALS Vial : 6 Sample Multiplier: 1



22

Data Path : F:\Data\061015 OP\
 Data File : CalLevel-5-500.D
 Acq On : 10 Jun 2015 15:34
 Operator : C Shrum
 Sample : Calibrator Level 5: 500ng/mL
 Misc : Analytical Method 3.10.3
 ALS Vial : 6 Sample Multiplier: 1

Quant Time: Jun 11 15:27:02 2015
 Quant Method : F:\Methods\AM-3-10-3-D3- All levels.M
 Quant Title :
 QLast Update : Thu Jun 11 15:10:53 2015
 Response via : Initial Calibration

Compound	R.T.	QIon	Response	Conc	Units	Dev(Min)
Internal Standards						
1) Codeine-D3-TMS	8.735	374	38276m	100.00	ng/mL	** 0.00
3) Morphine-D3-TMS	8.930	432	26892	100.00	ng/mL	0.00
Target Compounds						
2) Codeine-D3	8.745	371	169418	465.70	ng/mL	Qvalue 95
4) Morphine-TMS	8.940	429	187167m	747.46	ng/mL	*


(#) = qualifier out of range (m) = manual integration (+) = signals summed

*Manual integration successful, however quantity is not within 20% expected range. For qualitative use only.

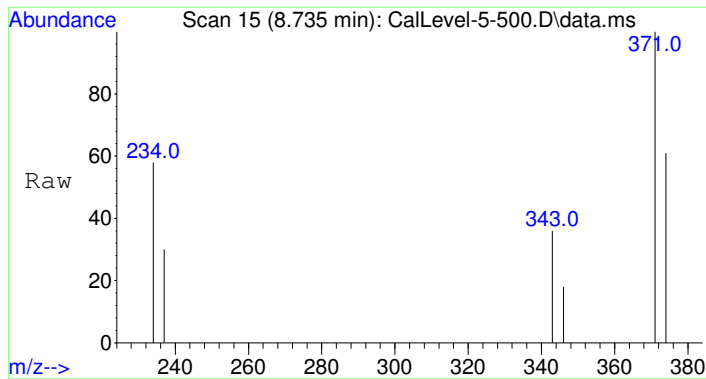
**Manual integration successful.

Data Path : F:\Data\061015 OP\
Data File : CalLevel-5-500.D
Acq On : 10 Jun 2015 15:34
Operator : C Shrum
Sample : Calibrator Level 5: 500ng/mL
Misc : Analytical Method 3.10.3
ALS Vial : 6 Sample Multiplier: 1

Quant Time: Jun 11 15:27:02 2015
Quant Method : F:\Methods\AM-3-10-3-D3- All levels.M
Quant Title :
QLast Update : Thu Jun 11 15:10:53 2015
Response via : Initial Calibration

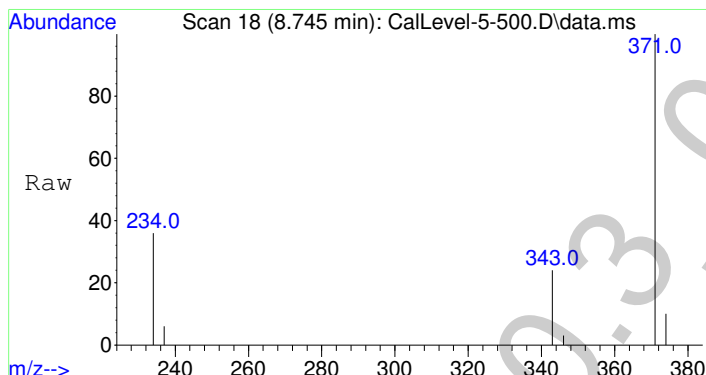
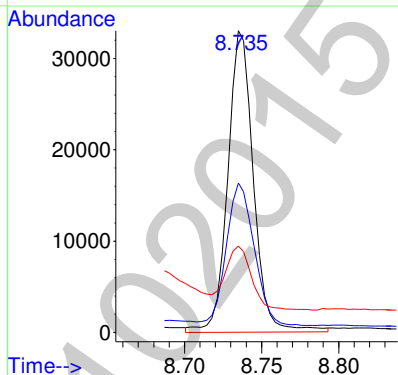
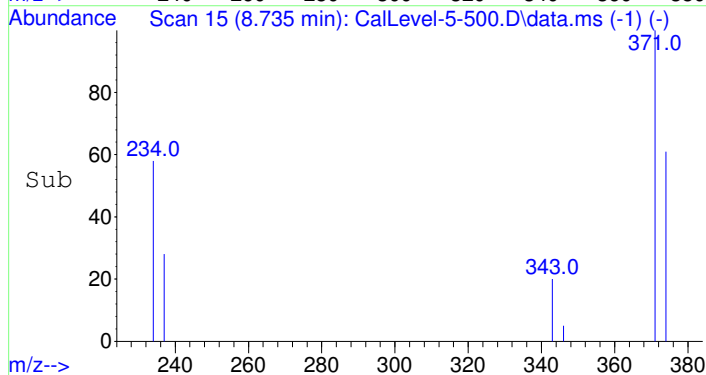


2



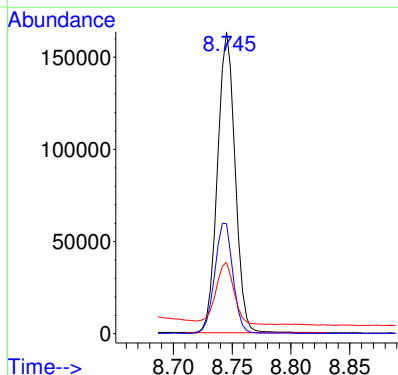
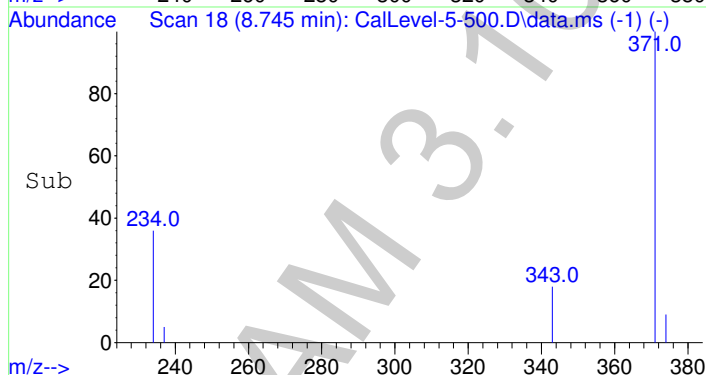
#1
 Codeine-D3-TMS
 Concen: 100.00 ng/mL m
 RT: 8.735 min Scan# 15
 Delta R.T. -0.000 min
 Lab File: CalLevel-5-500.D
 Acq: 10 Jun 2015 15:34

Tgt Ion	Resp	Lower	Upper
374	38276		
374	100		
237	51.3	35.3	52.9
346	21.8	18.6	27.8

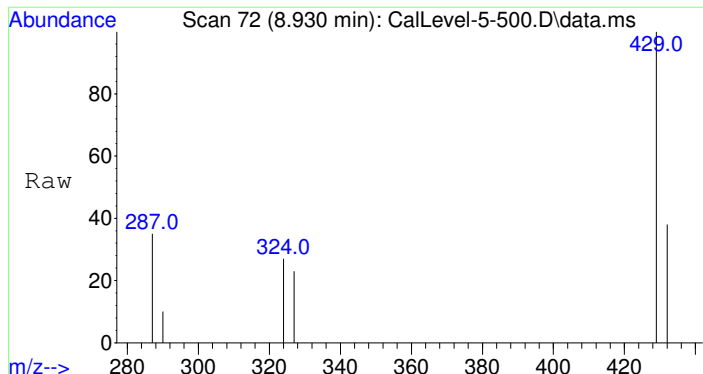


#2
 Codeine-D3
 Concen: 465.70 ng/mL
 RT: 8.745 min Scan# 18
 Delta R.T. 0.000 min
 Lab File: CalLevel-5-500.D
 Acq: 10 Jun 2015 15:34

Tgt Ion	Resp	Lower	Upper
371	169418		
371	100		
234	38.0	31.5	47.3
343	21.3	21.2	31.8

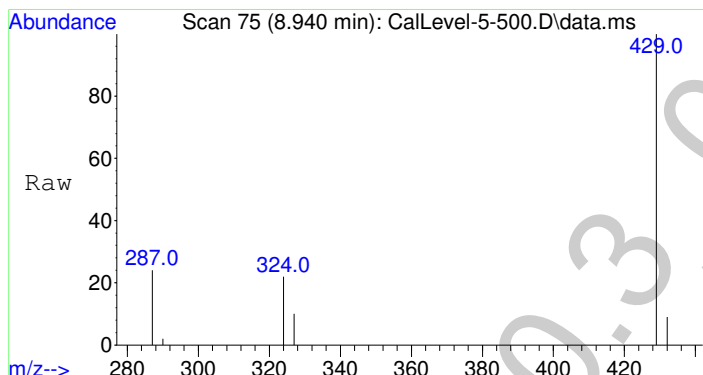
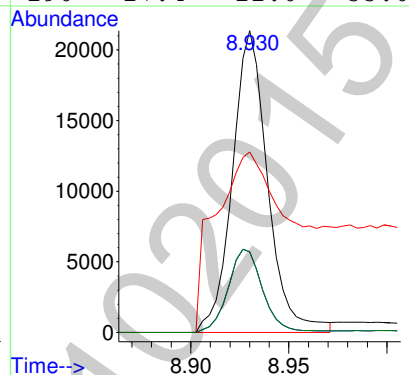
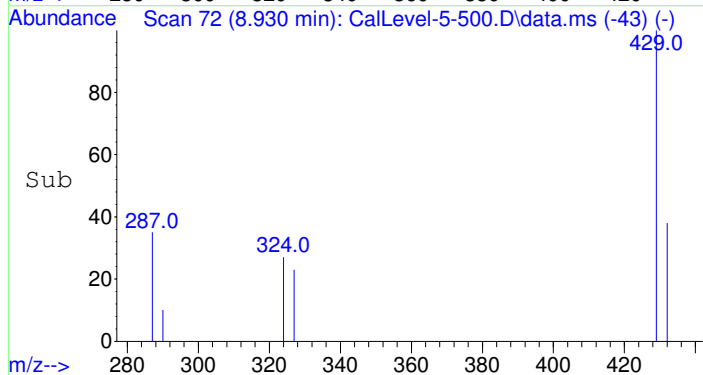


6



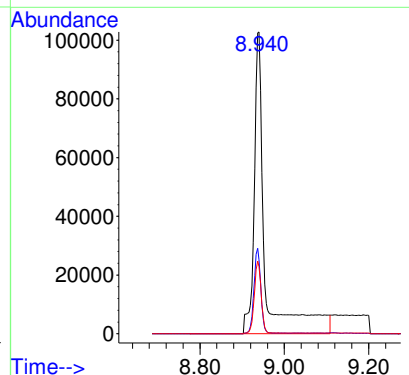
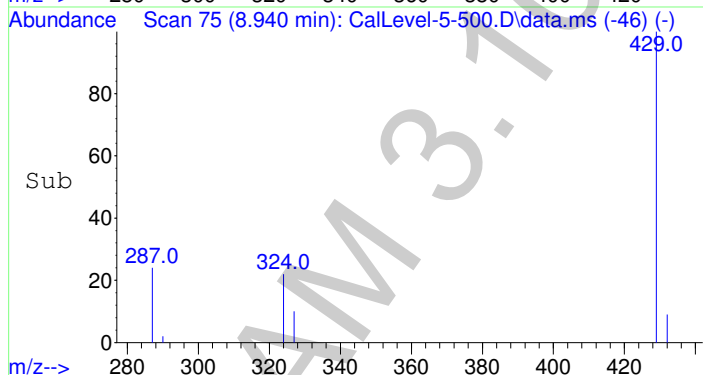
#3
Morphine-D3-TMS
Concen: 100.00 ng/mL
RT: 8.930 min Scan# 72
Delta R.T. -0.000 min
Lab File: CalLevel-5-500.D
Acq: 10 Jun 2015 15:34

Tgt Ion	Resp	Lower	Upper
432	26892		
432	100		
290	27.4	22.0	33.0
327	128.5	96.9	145.3
290	27.4	22.0	33.0



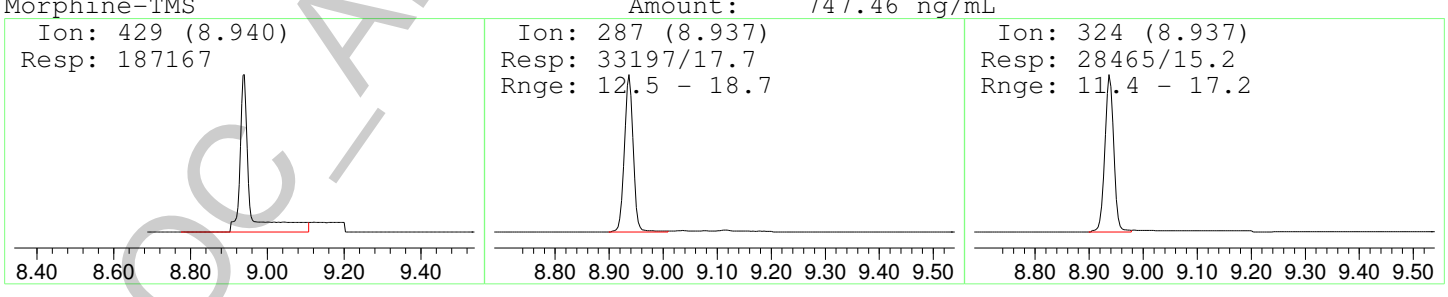
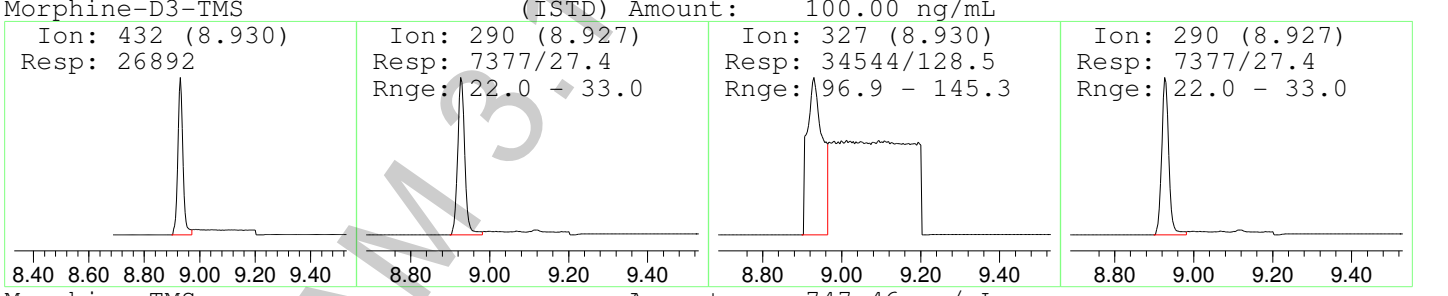
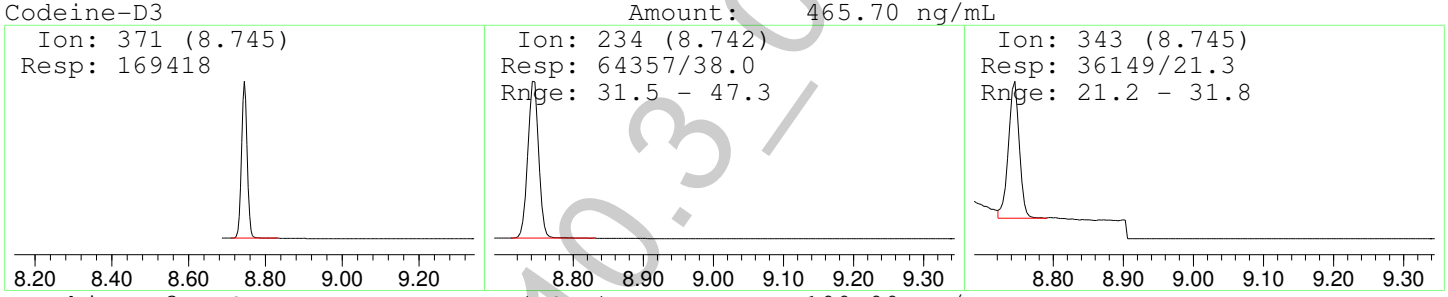
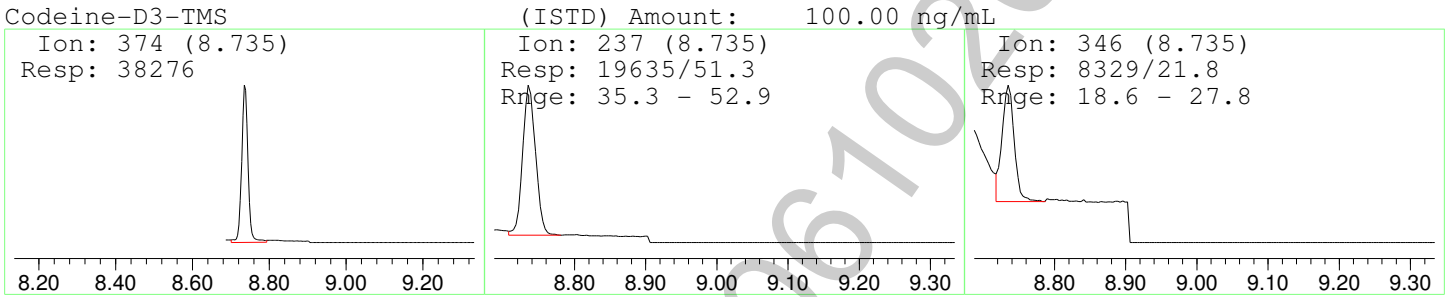
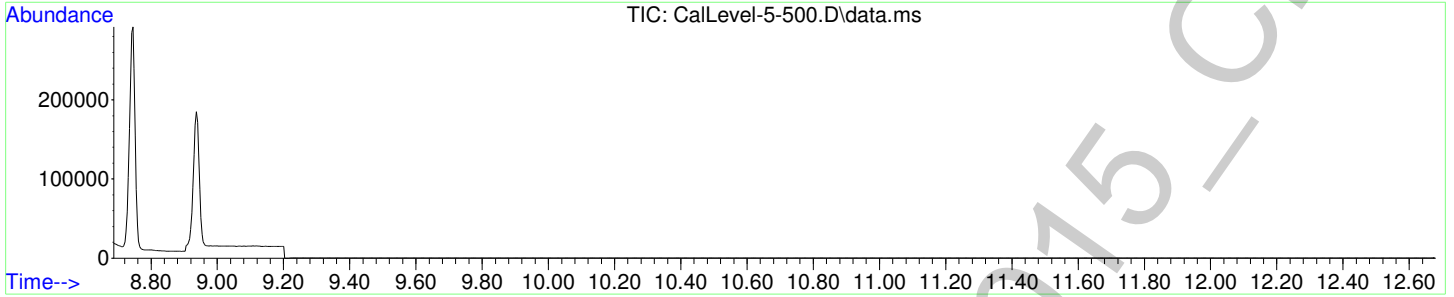
#4
Morphine-TMS
Concen: 747.46 ng/mL m
RT: 8.940 min Scan# 75
Delta R.T. 0.000 min
Lab File: CalLevel-5-500.D
Acq: 10 Jun 2015 15:34

Tgt Ion	Resp	Lower	Upper
429	187167		
429	100		
287	17.7	12.5	18.7
324	15.2	11.4	17.2



2

Data Path : F:\Data\061015 OP\
 Data File : CalLevel-5-500.D
 Acq On : 10 Jun 2015 15:34
 Operator : C Shrum
 Sample : Calibrator Level 5: 500ng/mL
 Misc : Analytical Method 3.10.3
 ALS Vial : 6 Sample Multiplier: 1



Data Path : F:\Data\061015 OP\
 Data File : CalLevel-6-1000.D
 Acq On : 10 Jun 2015 15:52
 Operator : C Shrum
 Sample : Calibrator Level 6: 1000ng/mL
 Misc : Analytical Method 3.10.3
 ALS Vial : 7 Sample Multiplier: 1

Quant Time: Jun 11 15:30:34 2015
 Quant Method : F:\Methods\AM-3-10-3-D3- All levels.M
 Quant Title :
 QLast Update : Thu Jun 11 15:10:53 2015
 Response via : Initial Calibration

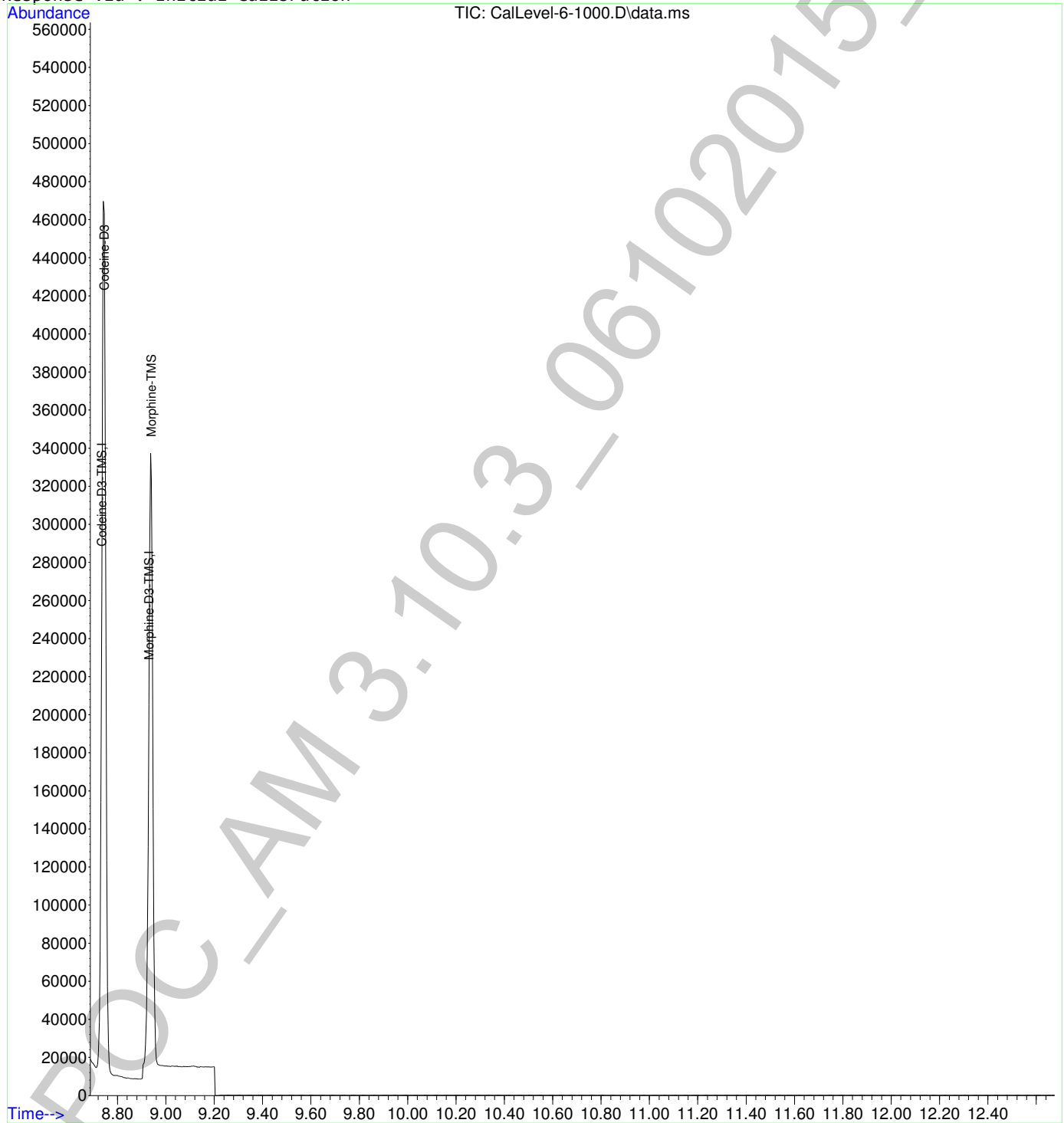
Compound	R.T.	QIon	Response	Conc	Units	Dev(Min)
Internal Standards						
1) Codeine-D3-TMS	8.735	374	31975	100.00	ng/mL	*# 0.00
3) Morphine-D3-TMS	8.930	432	28322	100.00	ng/mL	0.00
Target Compounds						
2) Codeine-D3	8.745	371	297839	996.67	ng/mL#	* 94
4) Morphine-TMS	8.940	429	246850	981.07	ng/mL#	* 79

(#) = qualifier out of range (m) = manual integration (+) = signals summed

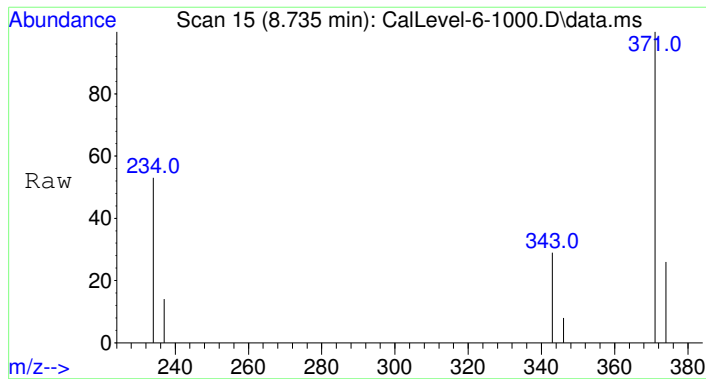
*Refer to manual integration.

Data Path : F:\Data\061015 OP\
Data File : CalLevel-6-1000.D
Acq On : 10 Jun 2015 15:52
Operator : C Shrum
Sample : Calibrator Level 6: 1000ng/mL
Misc : Analytical Method 3.10.3
ALS Vial : 7 Sample Multiplier: 1

Quant Time: Jun 11 15:30:34 2015
Quant Method : F:\Methods\AM-3-10-3-D3- All levels.M
Quant Title :
QLast Update : Thu Jun 11 15:10:53 2015
Response via : Initial Calibration

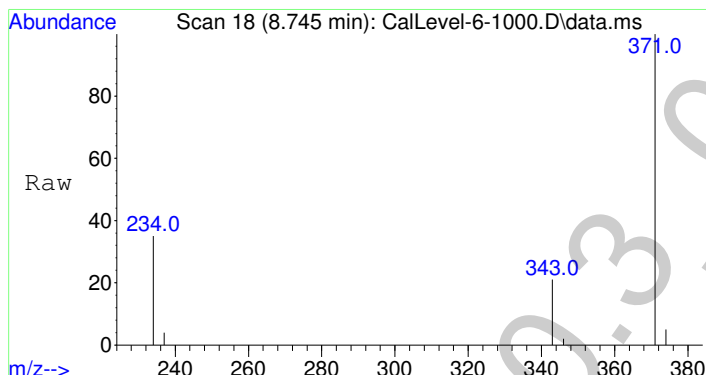
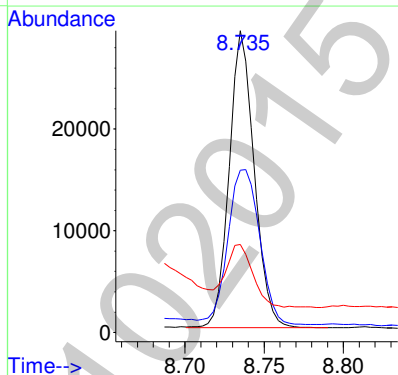
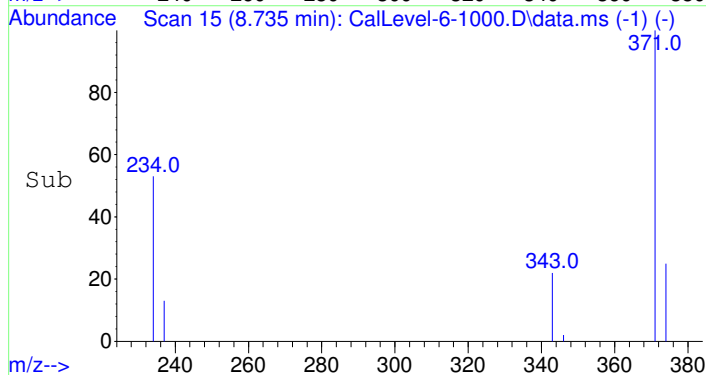


2



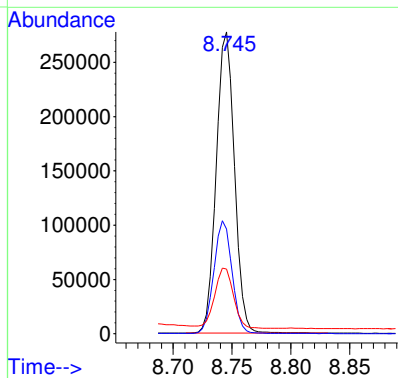
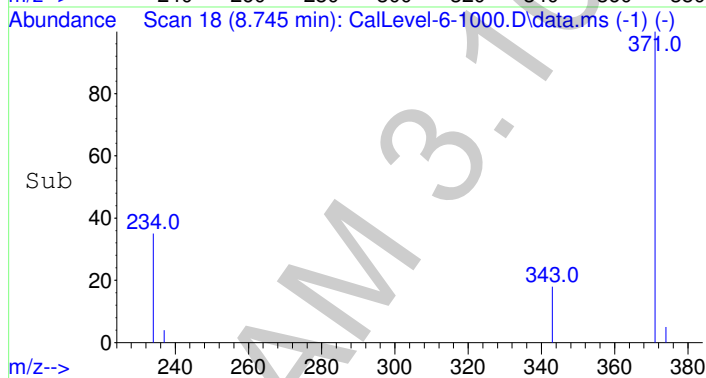
#1
 Codeine-D3-TMS
 Concen: 100.00 ng/mL
 RT: 8.735 min Scan# 15
 Delta R.T. -0.000 min
 Lab File: CalLevel-6-1000.D
 Acq: 10 Jun 2015 15:52

Tgt Ion	Resp	Lower	Upper
374	31975		
374	100		
237	66.4	35.3	52.9#
346	23.4	18.6	27.8

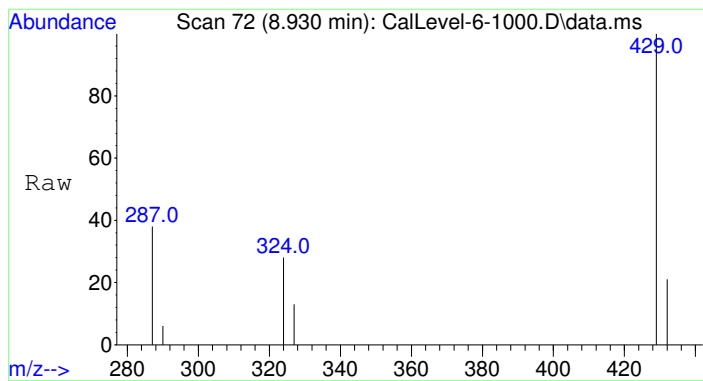


#2
 Codeine-D3
 Concen: 996.67 ng/mL
 RT: 8.745 min Scan# 18
 Delta R.T. 0.000 min
 Lab File: CalLevel-6-1000.D
 Acq: 10 Jun 2015 15:52

Tgt Ion	Resp	Lower	Upper
371	297839		
371	100		
234	37.4	31.5	47.3
343	20.7	21.2	31.8#

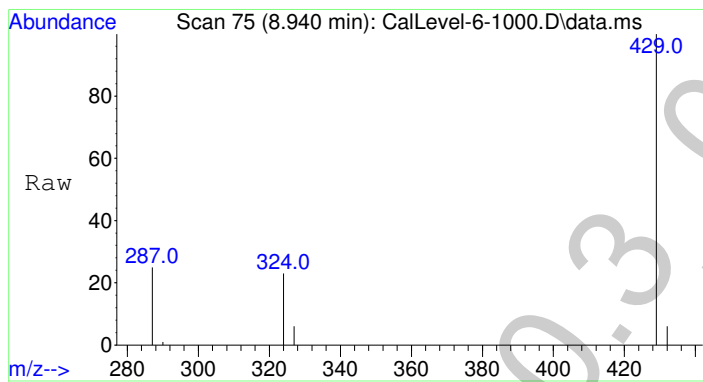
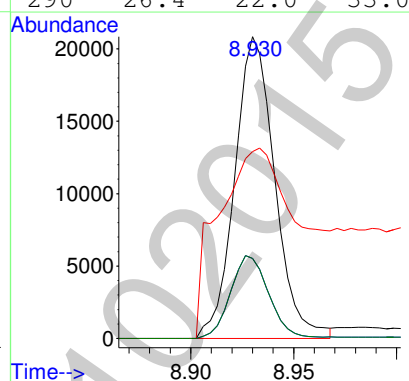
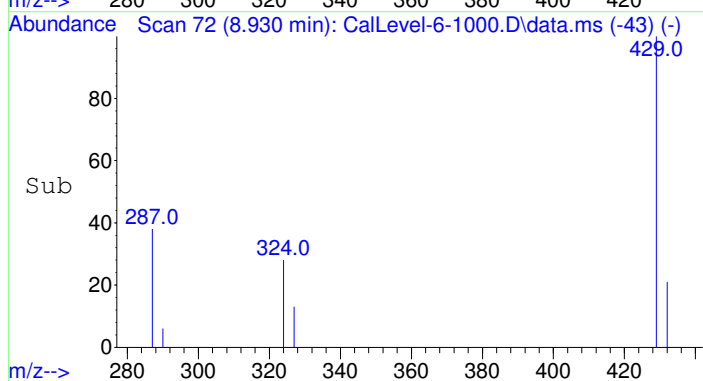


2



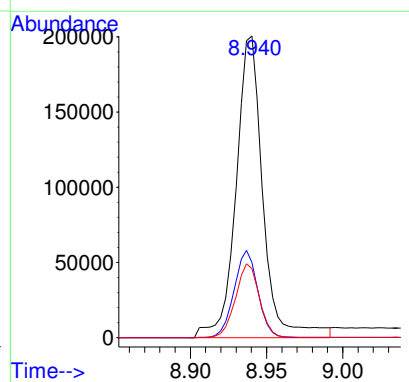
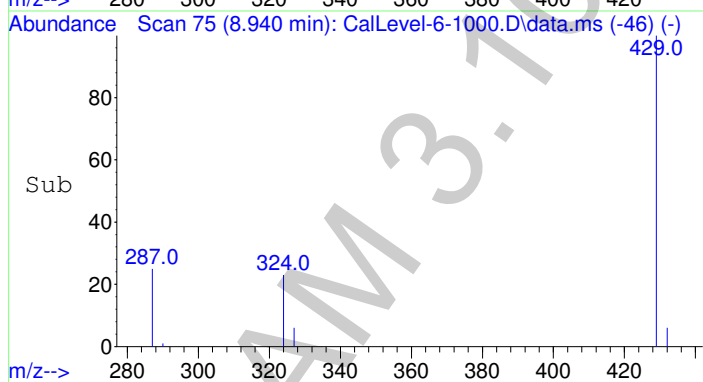
#3
Morphine-D3-TMS
Concen: 100.00 ng/mL
RT: 8.930 min Scan# 72
Delta R.T. 0.000 min
Lab File: CalLevel-6-1000.D
Acq: 10 Jun 2015 15:52

Tgt Ion	Resp	Lower	Upper
432	28322		
432	100		
290	26.4	22.0	33.0
327	131.9	96.9	145.3
290	26.4	22.0	33.0



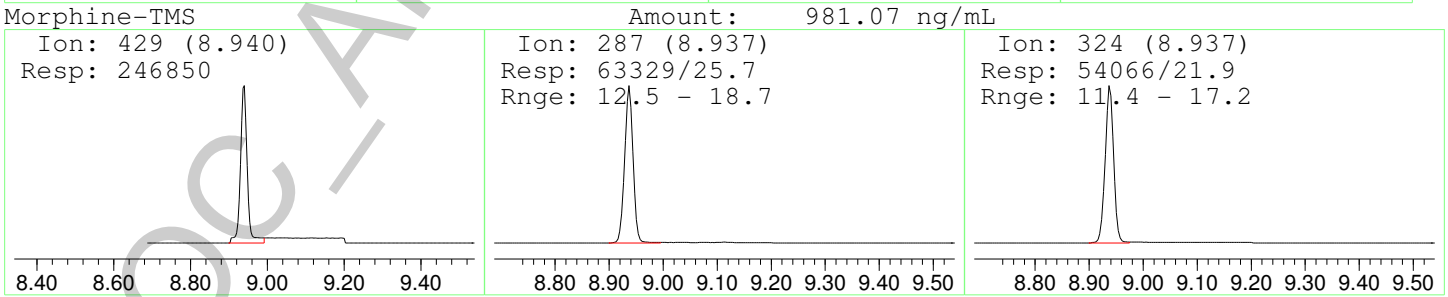
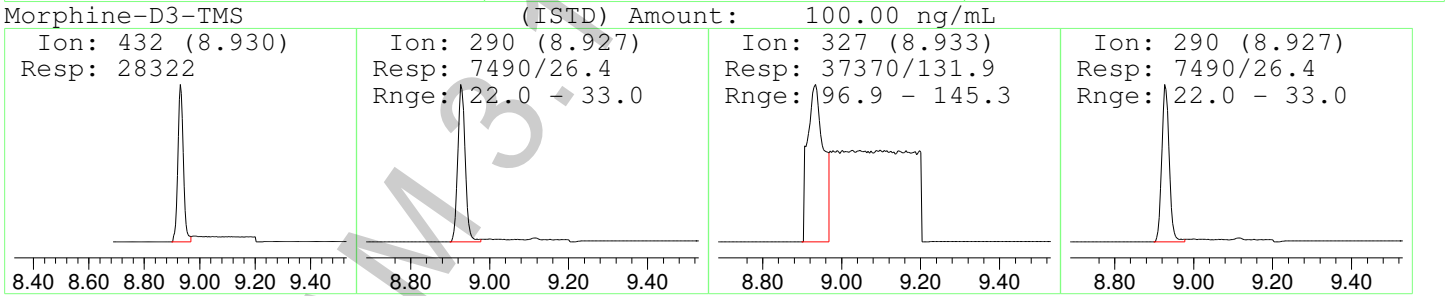
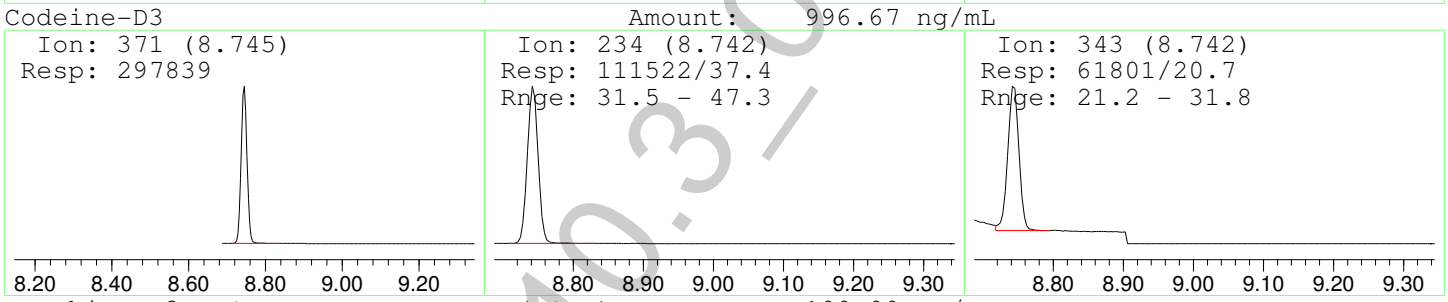
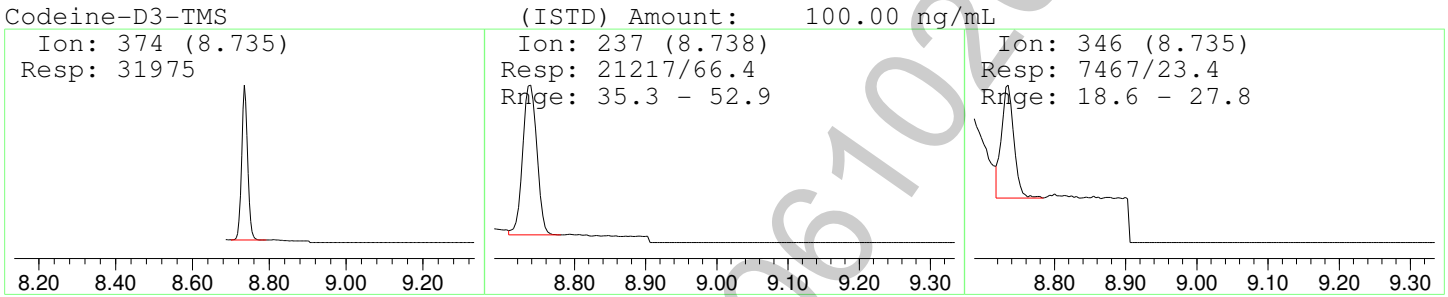
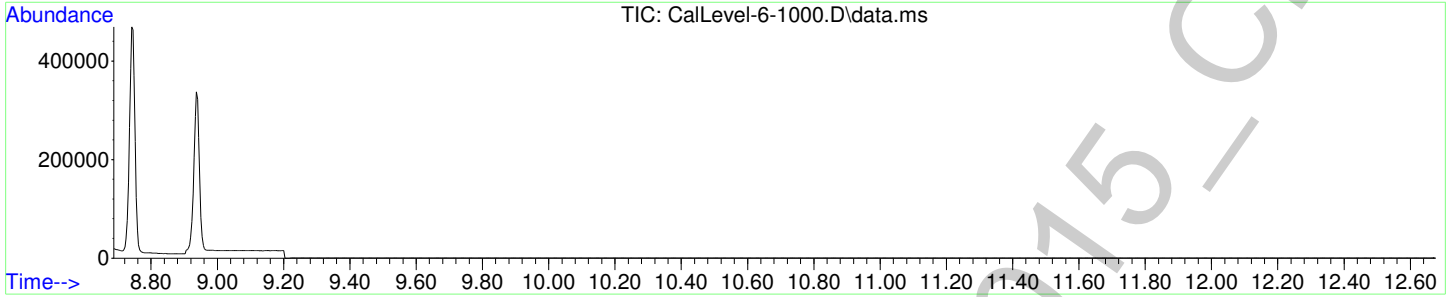
#4
Morphine-TMS
Concen: 981.07 ng/mL
RT: 8.940 min Scan# 75
Delta R.T. 0.000 min
Lab File: CalLevel-6-1000.D
Acq: 10 Jun 2015 15:52

Tgt Ion	Resp	Lower	Upper
429	246850		
429	100		
287	25.7	12.5	18.7#
324	21.9	11.4	17.2#



2

Data Path : F:\Data\061015 OP\
 Data File : CalLevel-6-1000.D
 Acq On : 10 Jun 2015 15:52
 Operator : C Shrum
 Sample : Calibrator Level 6: 1000ng/mL
 Misc : Analytical Method 3.10.3
 ALS Vial : 7 Sample Multiplier: 1



Data Path : F:\Data\061015 OP\
 Data File : CalLevel-6-1000.D
 Acq On : 10 Jun 2015 15:52
 Operator : C Shrum
 Sample : Calibrator Level 6: 1000ng/mL
 Misc : Analytical Method 3.10.3
 ALS Vial : 7 Sample Multiplier: 1

Quant Time: Jun 11 15:30:34 2015
 Quant Method : F:\Methods\AM-3-10-3-D3- All levels.M
 Quant Title :
 QLast Update : Thu Jun 11 15:10:53 2015
 Response via : Initial Calibration

Compound	R.T.	QIon	Response	Conc	Units	Dev(Min)
Internal Standards						
1) Codeine-D3-TMS	8.735	374	35509m	100.00	ng/mL	** 0.00
3) Morphine-D3-TMS	8.930	432	28322	100.00	ng/mL	0.00
Target Compounds						
2) Codeine-D3	8.745	371	297839	895.98	ng/mL#	* 94
4) Morphine-TMS	8.940	429	246850	981.07	ng/mL#	* 79

(#) = qualifier out of range (m) = manual integration (+) = signals summed

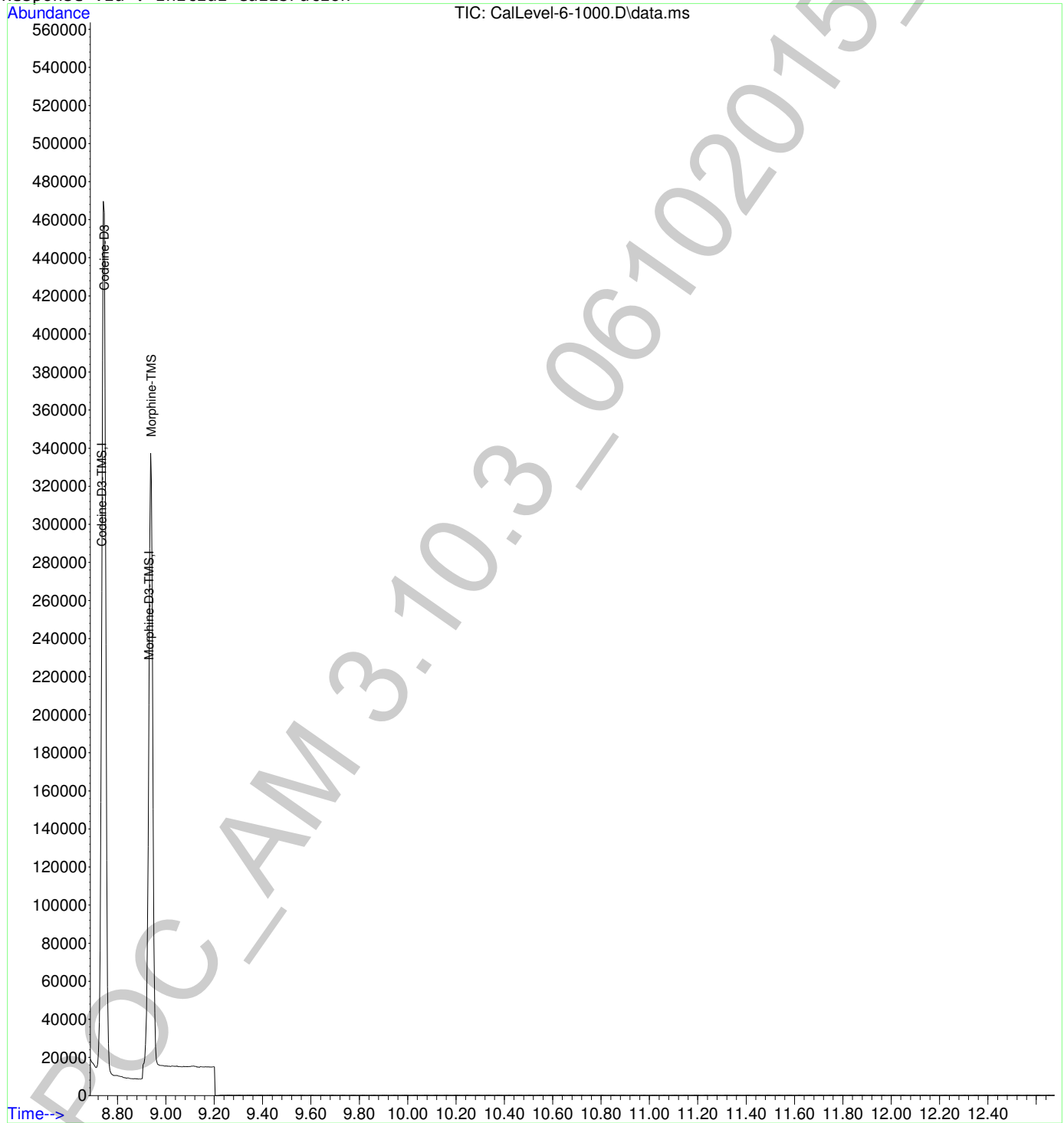
** Manual integration successful.

*Unable to manually integrate. Any codeine/morphine above 500ng/mL must be confirmed in full scan mode.

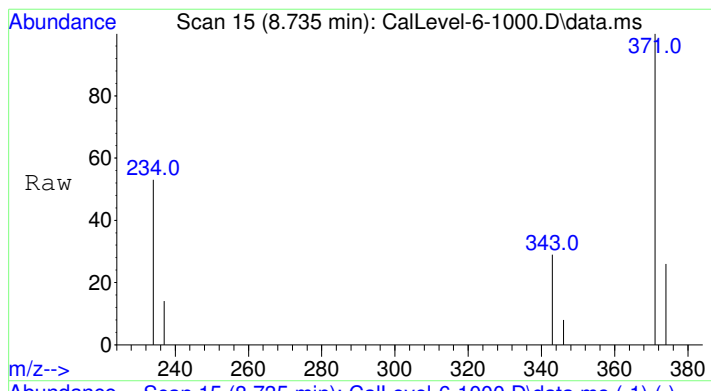
2

Data Path : F:\Data\061015 OP\
Data File : CalLevel-6-1000.D
Acq On : 10 Jun 2015 15:52
Operator : C Shrum
Sample : Calibrator Level 6: 1000ng/mL
Misc : Analytical Method 3.10.3
ALS Vial : 7 Sample Multiplier: 1

Quant Time: Jun 11 15:30:34 2015
Quant Method : F:\Methods\AM-3-10-3-D3- All levels.M
Quant Title :
QLast Update : Thu Jun 11 15:10:53 2015
Response via : Initial Calibration

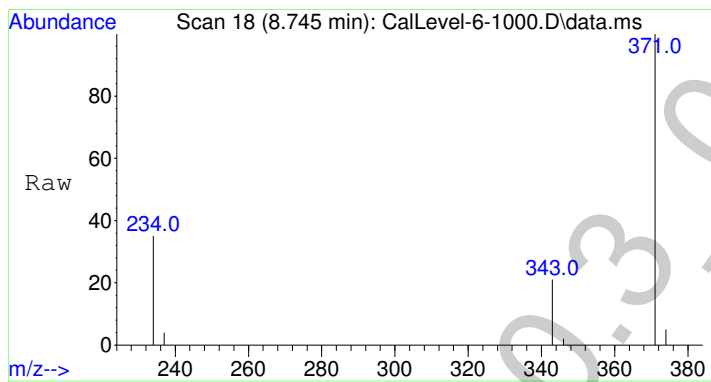
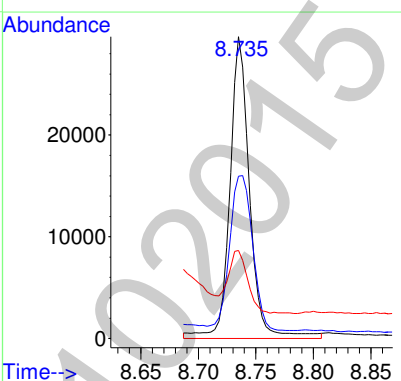
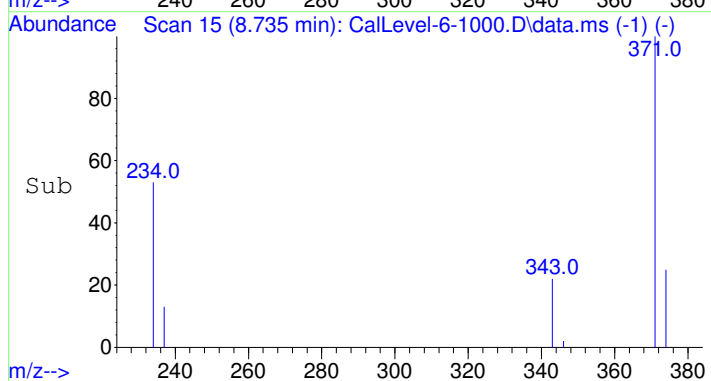


29



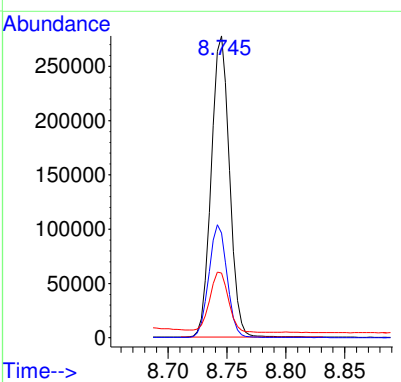
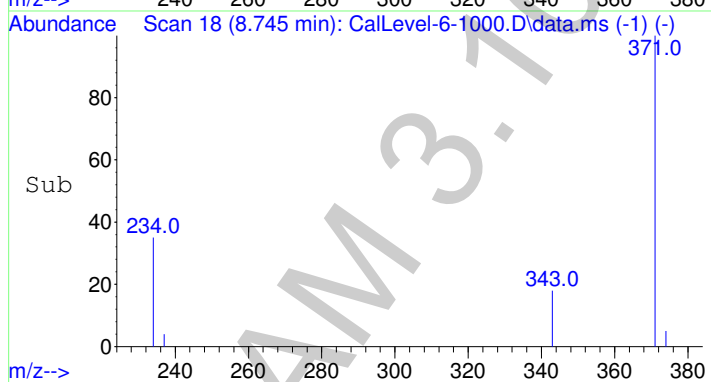
#1
 Codeine-D3-TMS
 Concen: 100.00 ng/mL m
 RT: 8.735 min Scan# 15
 Delta R.T. -0.000 min
 Lab File: CalLevel-6-1000.D
 Acq: 10 Jun 2015 15:52

Tgt Ion	Ratio	Resp	Lower	Upper
374	100	35509		
237	59.8	35.3	52.9#	
346	21.0	18.6	27.8	

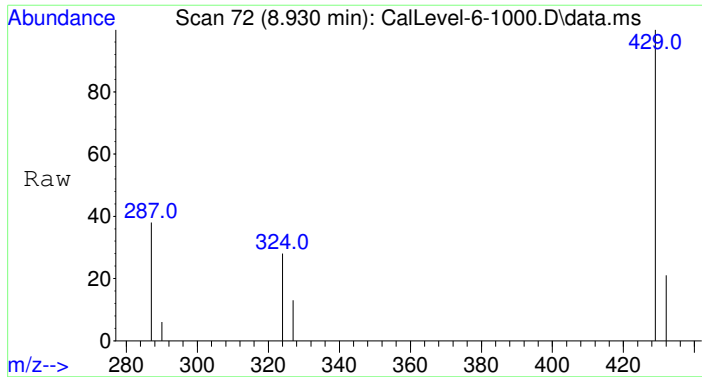


#2
 Codeine-D3
 Concen: 895.98 ng/mL
 RT: 8.745 min Scan# 18
 Delta R.T. 0.000 min
 Lab File: CalLevel-6-1000.D
 Acq: 10 Jun 2015 15:52

Tgt Ion	Ratio	Resp	Lower	Upper
371	100	297839		
234	37.4	31.5	47.3	
343	20.7	21.2	31.8#	

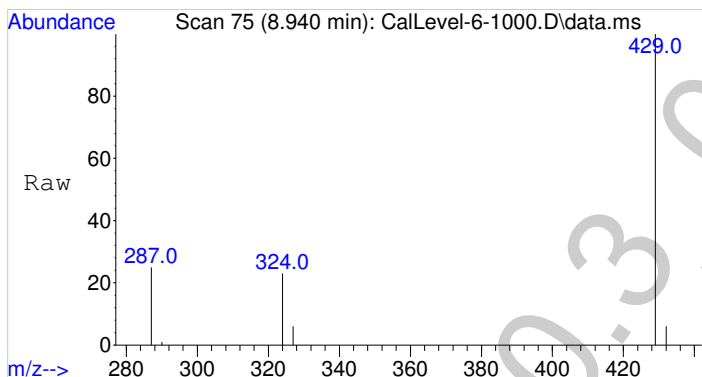
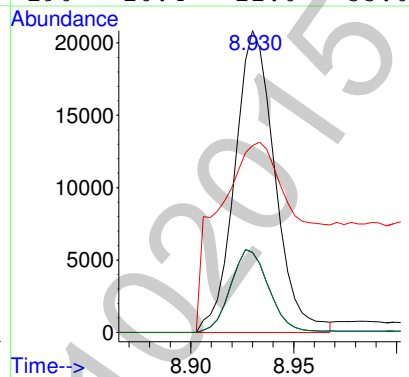
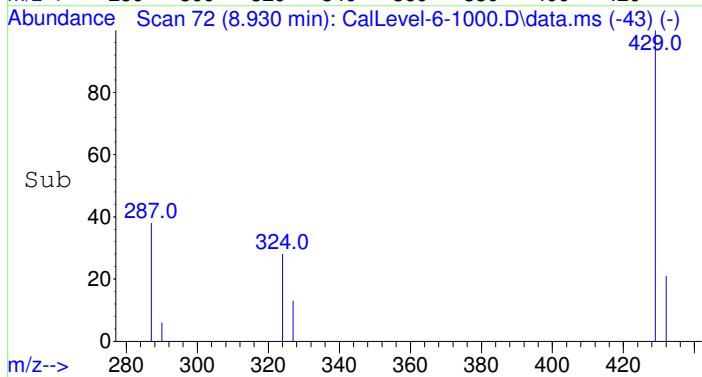


2



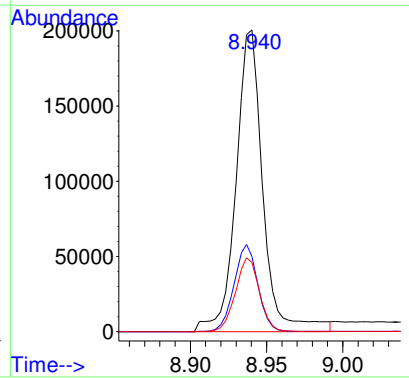
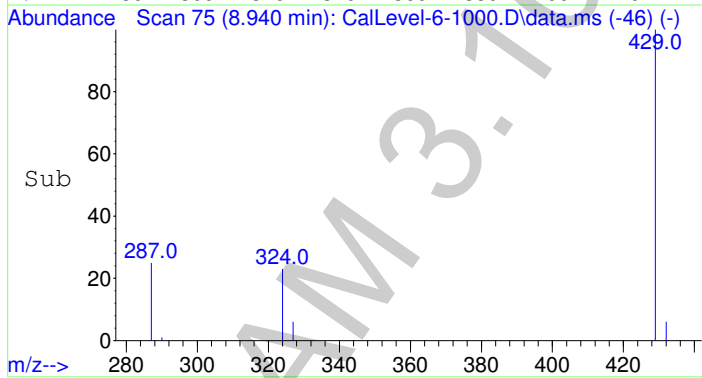
#3
 Morphine-D3-TMS
 Concen: 100.00 ng/mL
 RT: 8.930 min Scan# 72
 Delta R.T. 0.000 min
 Lab File: CalLevel-6-1000.D
 Acq: 10 Jun 2015 15:52

Tgt Ion	Ratio	Resp	Lower	Upper
432	100	28322		
290	26.4	22.0	33.0	
327	131.9	96.9	145.3	
290	26.4	22.0	33.0	



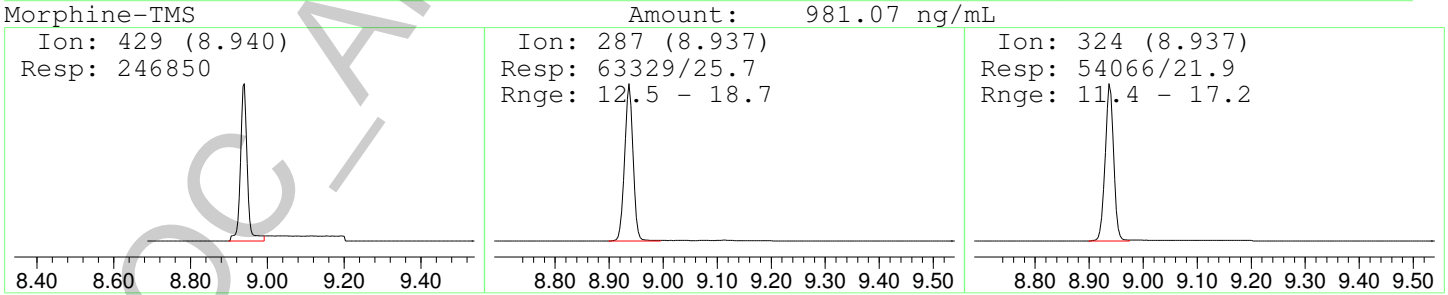
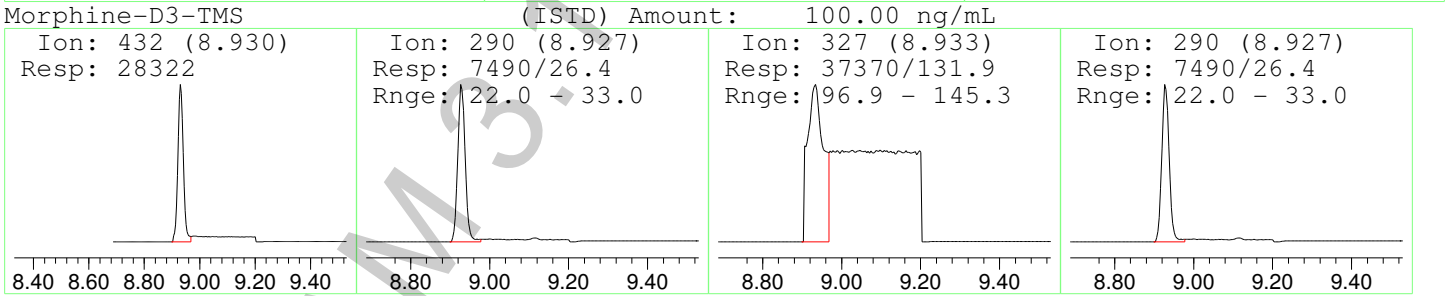
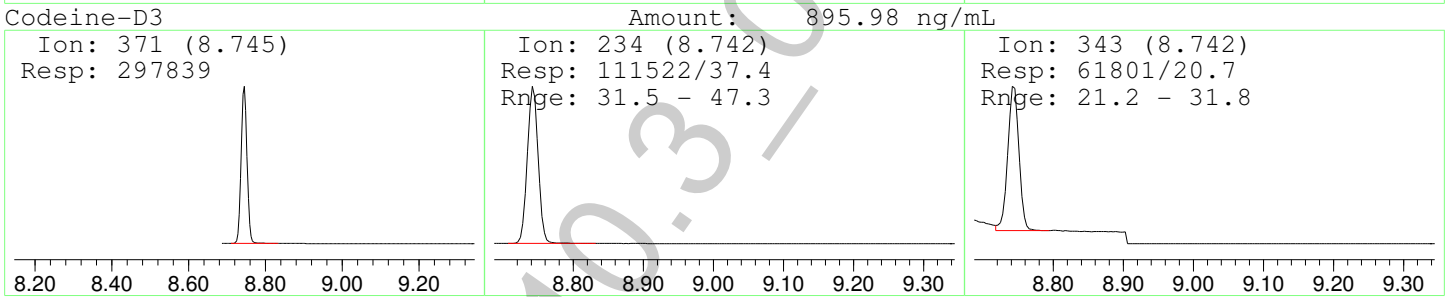
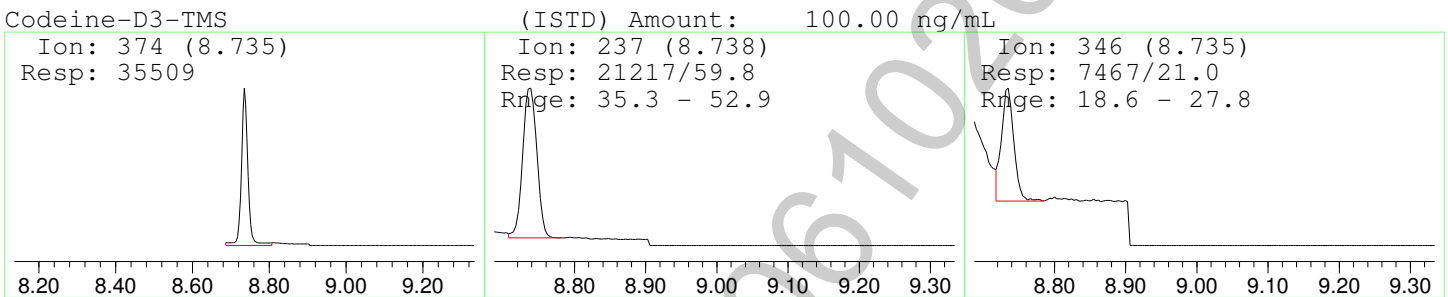
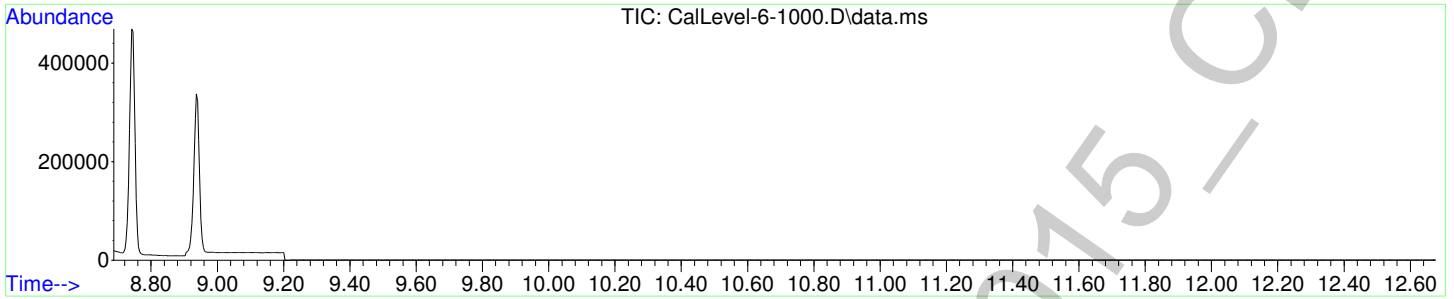
#4
 Morphine-TMS
 Concen: 981.07 ng/mL
 RT: 8.940 min Scan# 75
 Delta R.T. 0.000 min
 Lab File: CalLevel-6-1000.D
 Acq: 10 Jun 2015 15:52

Tgt Ion	Ratio	Resp	Lower	Upper
429	100	246850		
287	25.7	12.5	18.7#	
324	21.9	11.4	17.2#	



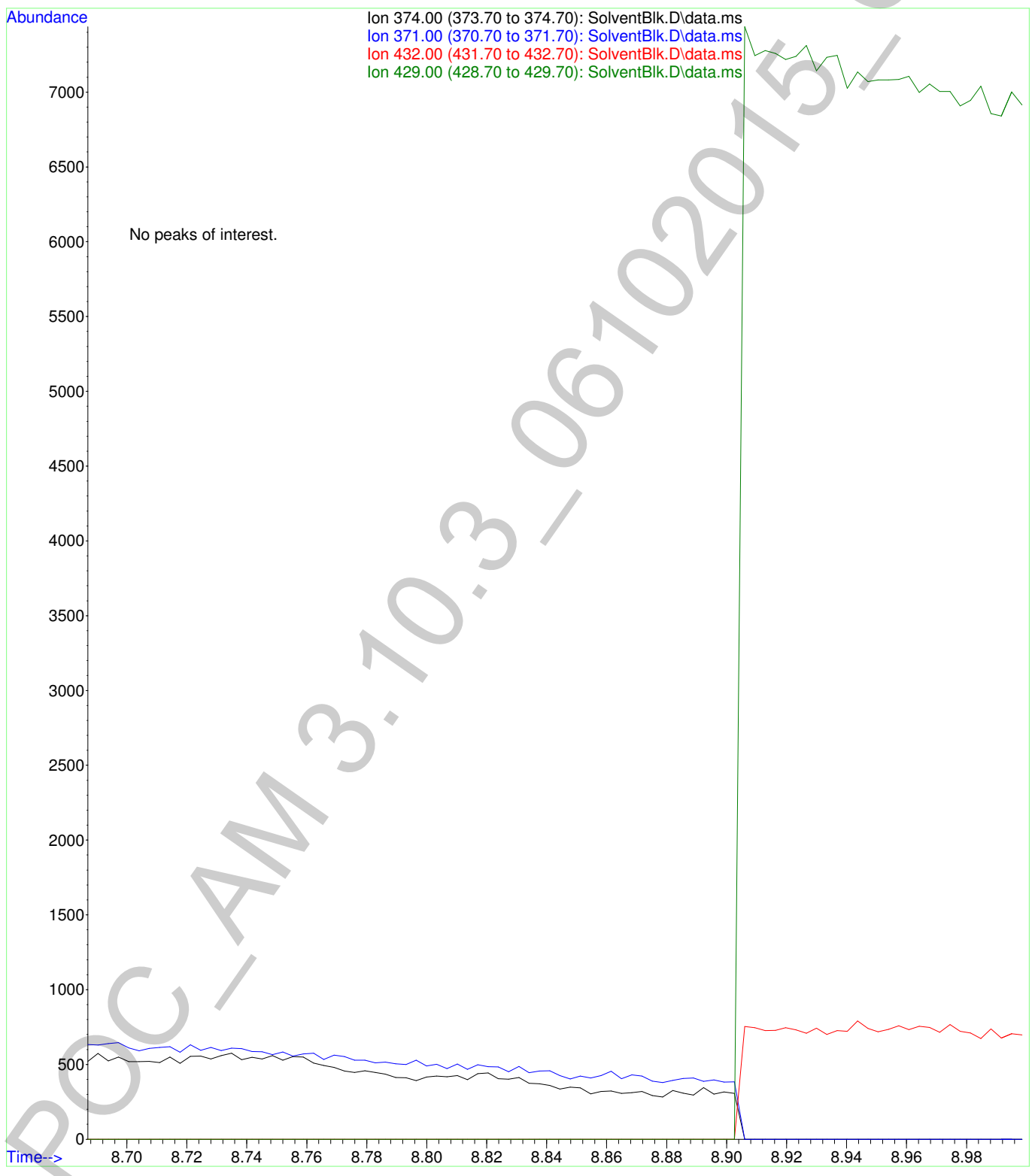
2

Data Path : F:\Data\061015 OP\
 Data File : CalLevel-6-1000.D
 Acq On : 10 Jun 2015 15:52
 Operator : C Shrum
 Sample : Calibrator Level 6: 1000ng/mL
 Misc : Analytical Method 3.10.3
 ALS Vial : 7 Sample Multiplier: 1



2

File :F:\Data\061015 OP\SolventBlk.D
Operator : C Shrum
Acquired : 10 Jun 2015 16:11 using AcqMethod AM-3-10-3-3.M
Instrument : Probie
Sample Name: Solvent Blank
Misc Info : CHCl3
Vial Number: 98



Data Path : F:\Data\061015 OP\
 Data File : PC-75-1.D
 Acq On : 10 Jun 2015 18:03
 Operator : C Shrum
 Sample : 75ng/mL Positive Control
 Misc : Analytical Method 3.10.3
 ALS Vial : 8 Sample Multiplier: 1

Quant Time: Jun 11 15:38:50 2015
 Quant Method : F:\Methods\AM-3-10-3-D3- All levels.M
 Quant Title :
 QLast Update : Thu Jun 11 15:10:53 2015
 Response via : Initial Calibration

Compound	R.T.	QIon	Response	Conc	Units	Dev(Min)
Internal Standards						
1) Codeine-D3-TMS	8.734	374	34649	100.00	ng/mL	0.00
3) Morphine-D3-TMS	8.926	432	22791	100.00	ng/mL	0.00
Target Compounds						
2) Codeine-D3	8.741	371	31343	83.19	ng/mL	98
4) Morphine-TMS	8.936	429	40367	57.12	ng/mL	* 100


(#) = qualifier out of range (m) = manual integration (+) = signals summed

*Below 20% of target value- for qualitative use only.

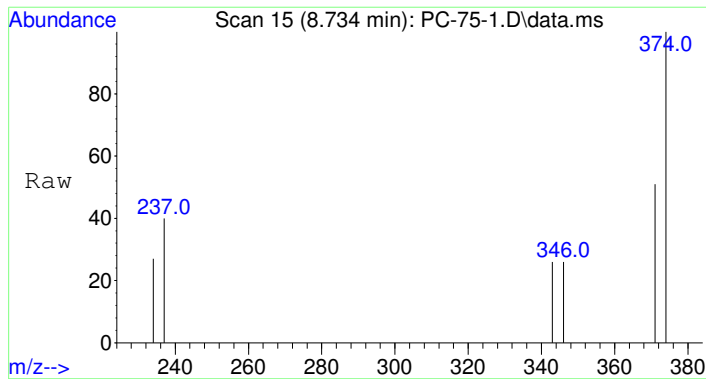
2

Data Path : F:\Data\061015 OP\
Data File : PC-75-1.D
Acq On : 10 Jun 2015 18:03
Operator : C Shrum
Sample : 75ng/mL Positive Control
Misc : Analytical Method 3.10.3
ALS Vial : 8 Sample Multiplier: 1

Quant Time: Jun 11 15:38:50 2015
Quant Method : F:\Methods\AM-3-10-3-D3- All levels.M
Quant Title :
QLast Update : Thu Jun 11 15:10:53 2015
Response via : Initial Calibration

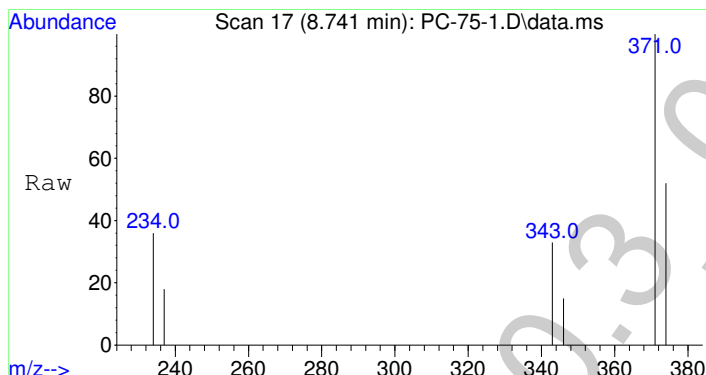
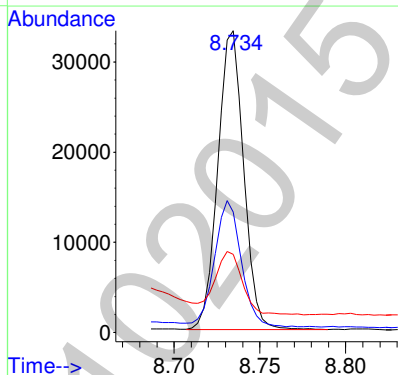
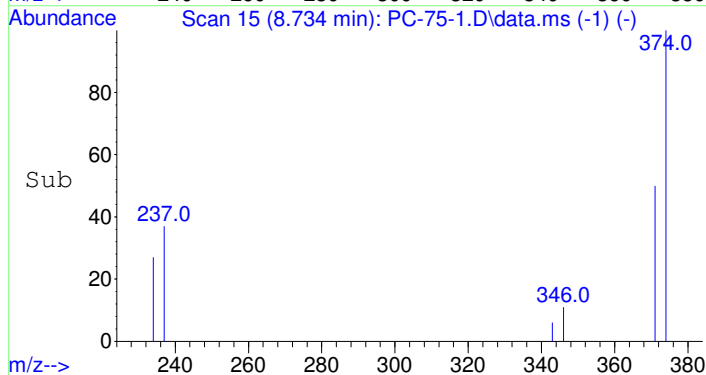


2



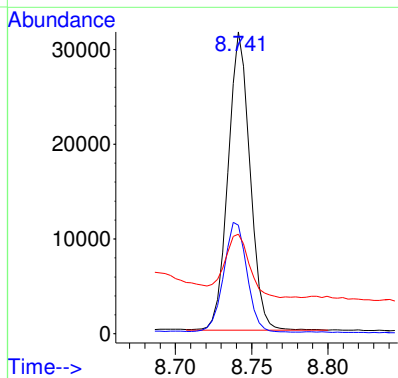
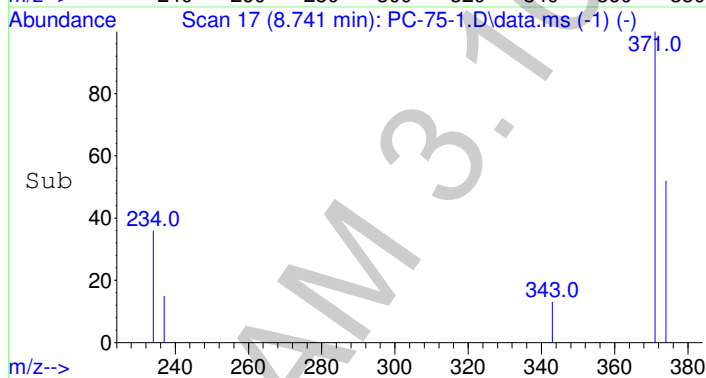
#1
 Codeine-D3-TMS
 Concen: 100.00 ng/mL
 RT: 8.734 min Scan# 15
 Delta R.T. -0.001 min
 Lab File: PC-75-1.D
 Acq: 10 Jun 2015 18:03

Tgt Ion	Resp	Lower	Upper
374	34649		
374	100		
237	44.1	35.3	52.9
346	22.6	18.6	27.8

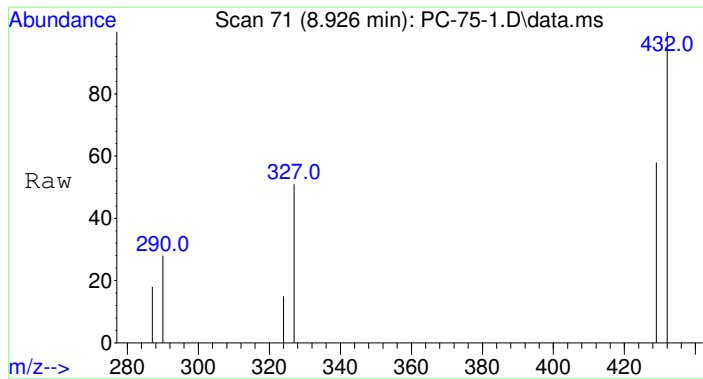


#2
 Codeine-D3
 Concen: 83.19 ng/mL
 RT: 8.741 min Scan# 17
 Delta R.T. -0.004 min
 Lab File: PC-75-1.D
 Acq: 10 Jun 2015 18:03

Tgt Ion	Resp	Lower	Upper
371	31343		
371	100		
234	39.3	31.5	47.3
343	24.5	21.2	31.8

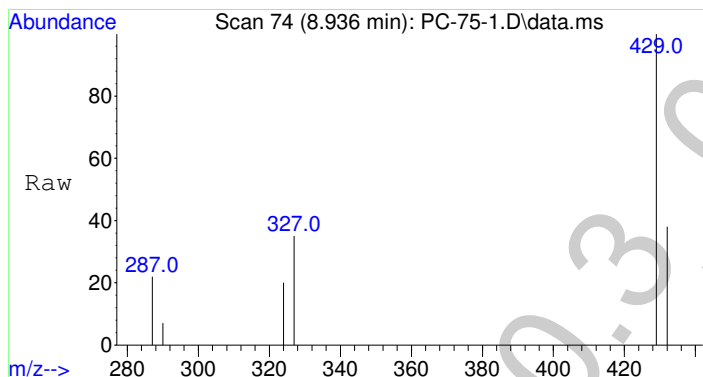
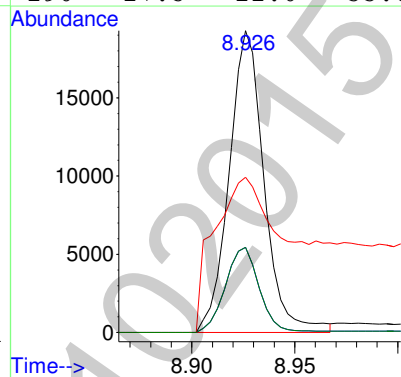
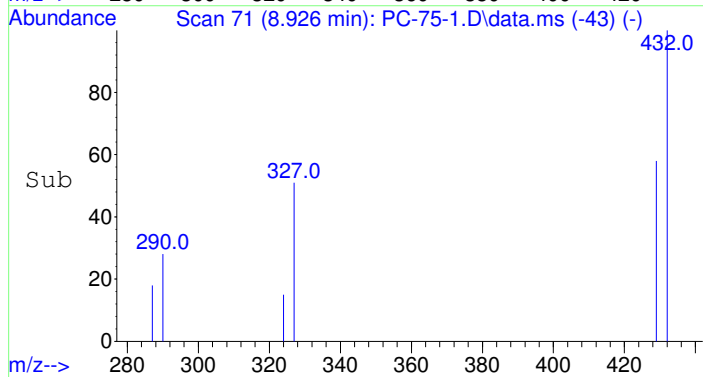


g



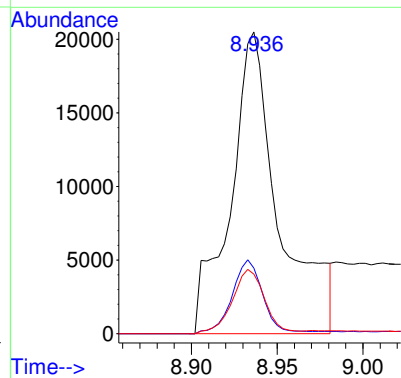
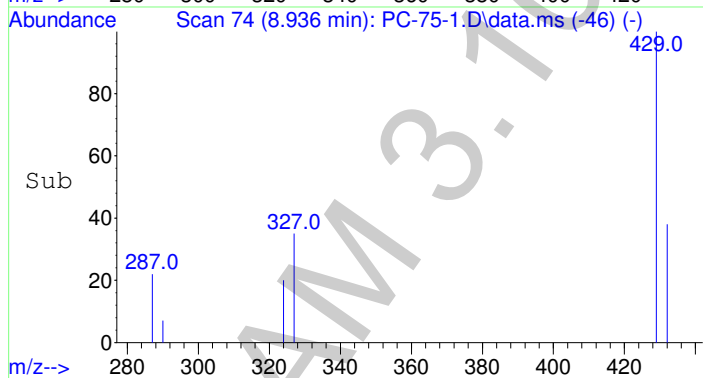
#3
Morphine-D3-TMS
Concen: 100.00 ng/mL
RT: 8.926 min Scan# 71
Delta R.T. -0.004 min
Lab File: PC-75-1.D
Acq: 10 Jun 2015 18:03

Tgt Ion	Resp	Lower	Upper
432	100		
290	27.5	22.0	33.0
327	103.4	96.9	145.3
290	27.5	22.0	33.0

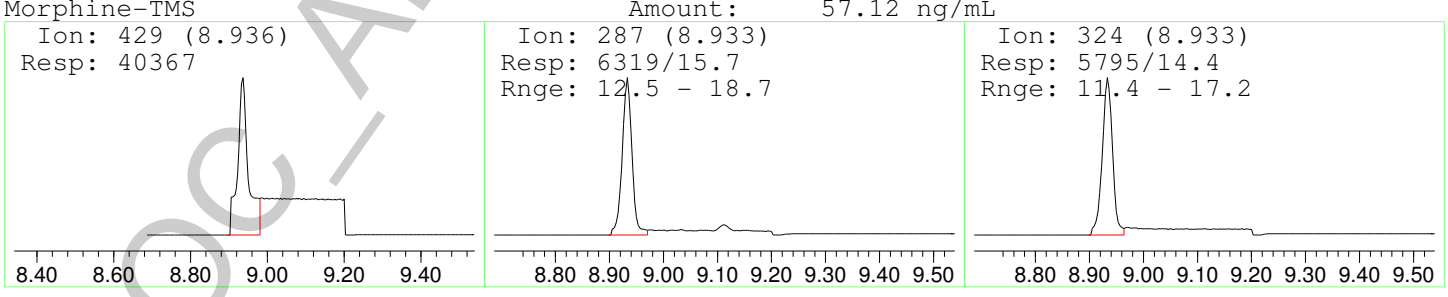
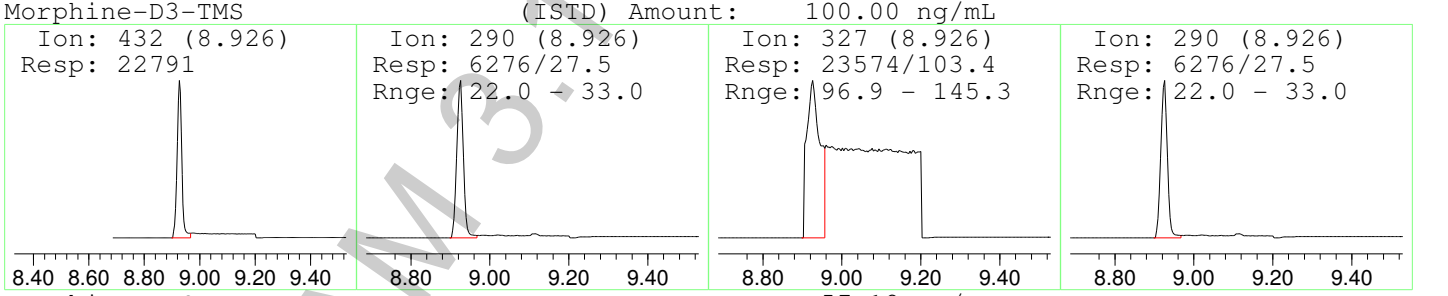
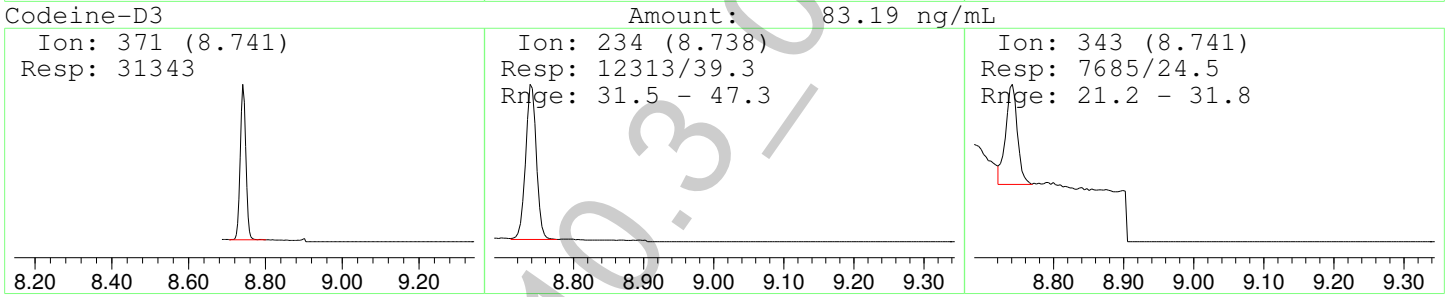
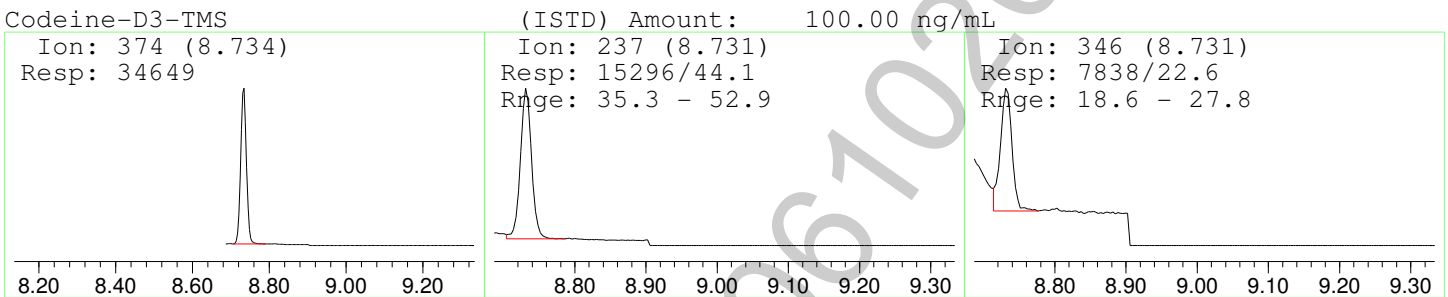
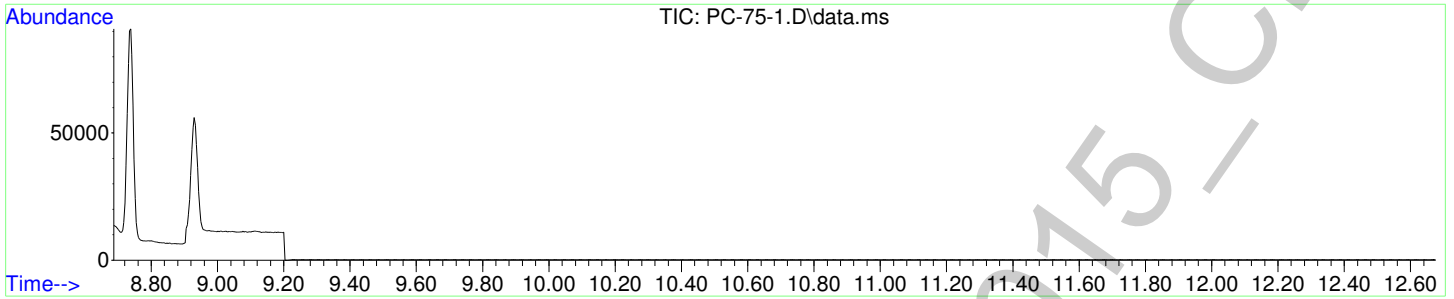


#4
Morphine-TMS
Concen: 57.12 ng/mL
RT: 8.936 min Scan# 74
Delta R.T. -0.004 min
Lab File: PC-75-1.D
Acq: 10 Jun 2015 18:03

Tgt Ion	Resp	Lower	Upper
429	100		
287	15.7	12.5	18.7
324	14.4	11.4	17.2

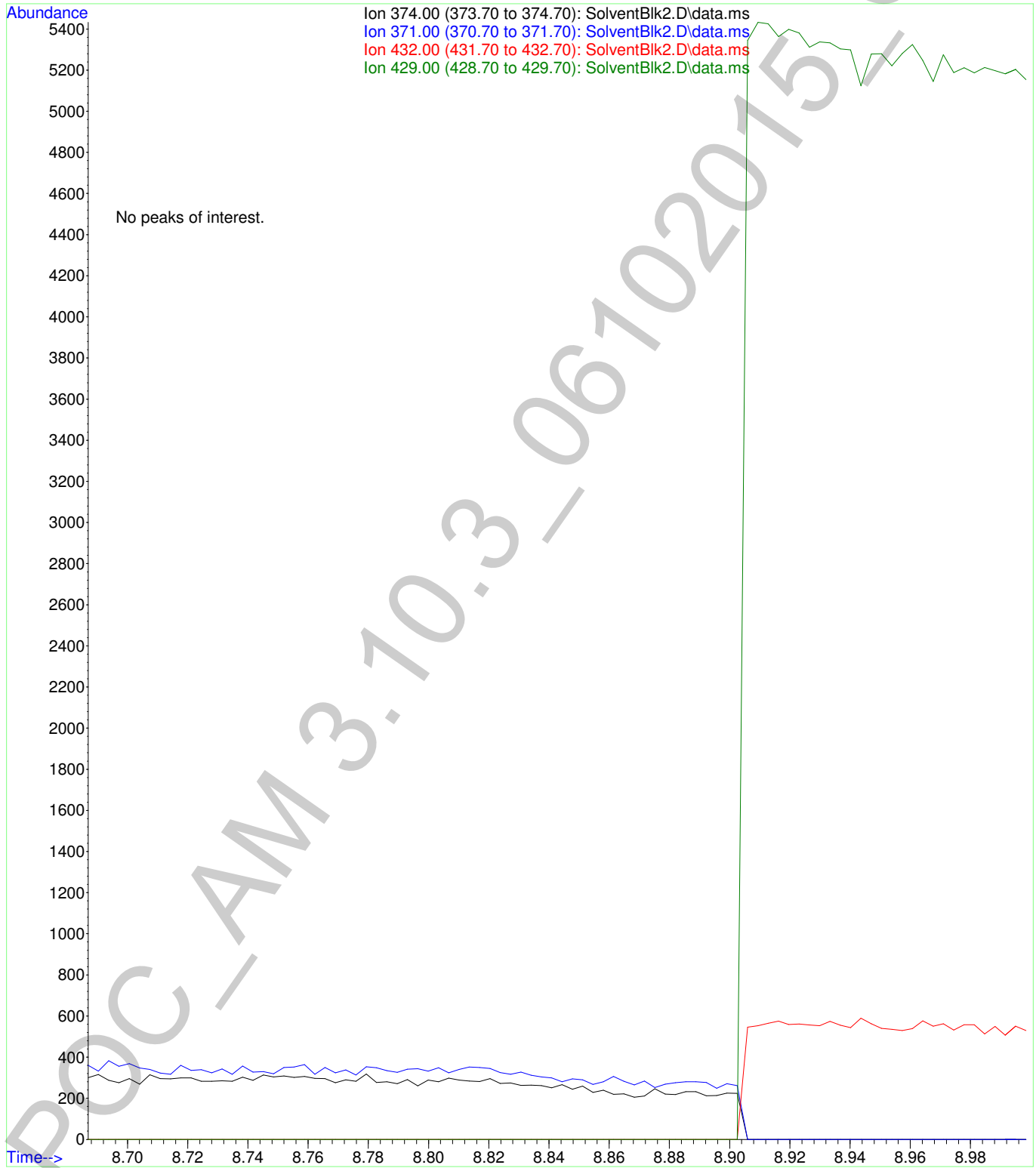


Data Path : F:\Data\061015 OP\
 Data File : PC-75-1.D
 Acq On : 10 Jun 2015 18:03
 Operator : C Shrum
 Sample : 75ng/mL Positive Control
 Misc : Analytical Method 3.10.3
 ALS Vial : 8 Sample Multiplier: 1



2

File :F:\Data\061015 OP\SolventBlk2.D
Operator : C Shrum
Acquired : 10 Jun 2015 17:44 using AcqMethod AM-3-10-3-3.M
Instrument : Probie
Sample Name: Solvent Blank
Misc Info : CHCl3
Vial Number: 96



Data Path : F:\Data\061015 OP\
 Data File : PC-750-1.D
 Acq On : 10 Jun 2015 16:30
 Operator : C Shrum
 Sample : 750ng/mL Positive Control
 Misc : Analytical Method 3.10.3
 ALS Vial : 9 Sample Multiplier: 1

Quant Time: Jun 11 15:40:00 2015
 Quant Method : F:\Methods\AM-3-10-3-D3- All levels.M
 Quant Title :
 QLast Update : Thu Jun 11 15:10:53 2015
 Response via : Initial Calibration

Compound	R.T.	QIon	Response	Conc	Units	Dev(Min)
Internal Standards						
1) Codeine-D3-TMS	8.735	374	43951	100.00	ng/mL	*# 0.00
3) Morphine-D3-TMS	8.930	432	35569	100.00	ng/mL	0.00
Target Compounds						
2) Codeine-D3	8.745	371	340503	826.42	ng/mL#	* 94
4) Morphine-TMS	8.940	429	257905	786.16	ng/mL#	* 77


(#) = qualifier out of range (m) = manual integration (+) = signals summed

*Unable to manually integrate. Refer to full scan data.

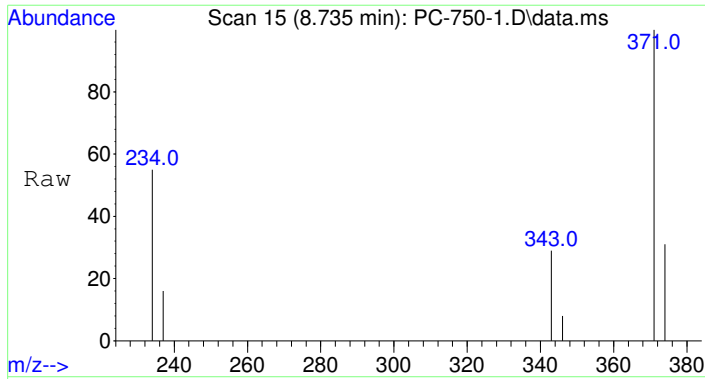
2

Data Path : F:\Data\061015 OP\
Data File : PC-750-1.D
Acq On : 10 Jun 2015 16:30
Operator : C Shrum
Sample : 750ng/mL Positive Control
Misc : Analytical Method 3.10.3
ALS Vial : 9 Sample Multiplier: 1

Quant Time: Jun 11 15:40:00 2015
Quant Method : F:\Methods\AM-3-10-3-D3- All levels.M
Quant Title :
QLast Update : Thu Jun 11 15:10:53 2015
Response via : Initial Calibration

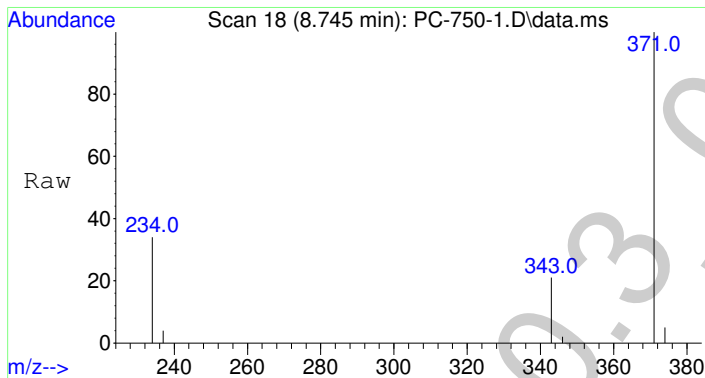
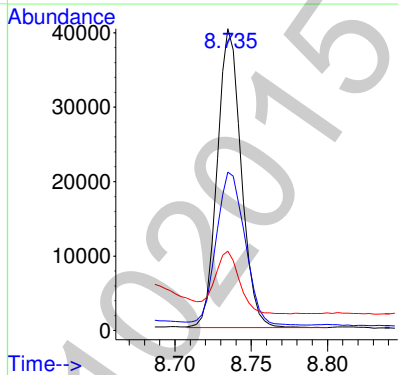
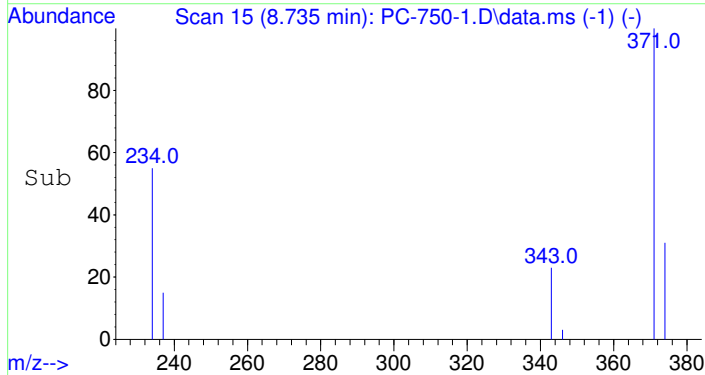


2



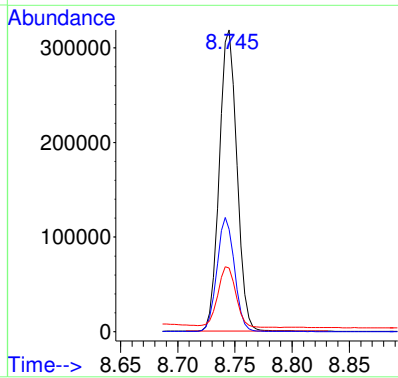
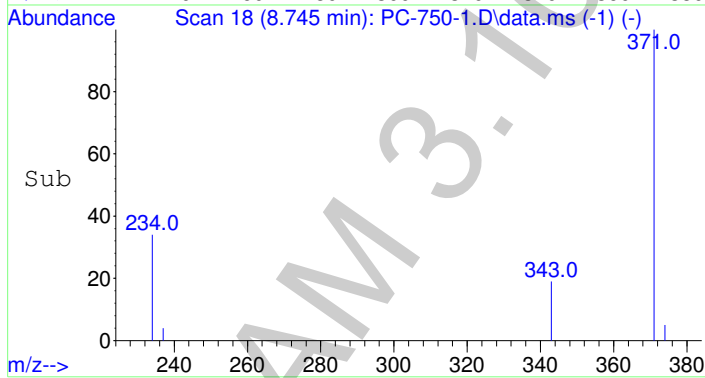
#1
Codeine-D3-TMS
Concen: 100.00 ng/mL
RT: 8.735 min Scan# 15
Delta R.T. -0.000 min
Lab File: PC-750-1.D
Acq: 10 Jun 2015 16:30

Tgt Ion	Resp	Lower	Upper
374	43951		
374	100		
237	61.1	35.3	52.9#
346	22.2	18.6	27.8

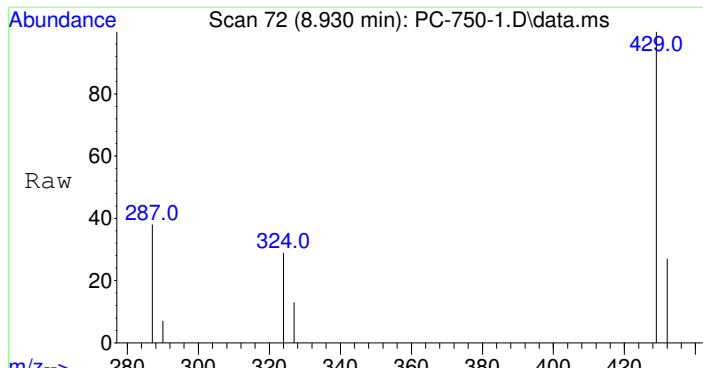


#2
Codeine-D3
Concen: 826.42 ng/mL
RT: 8.745 min Scan# 18
Delta R.T. -0.000 min
Lab File: PC-750-1.D
Acq: 10 Jun 2015 16:30

Tgt Ion	Resp	Lower	Upper
371	340503		
371	100		
234	37.6	31.5	47.3
343	20.8	21.2	31.8#

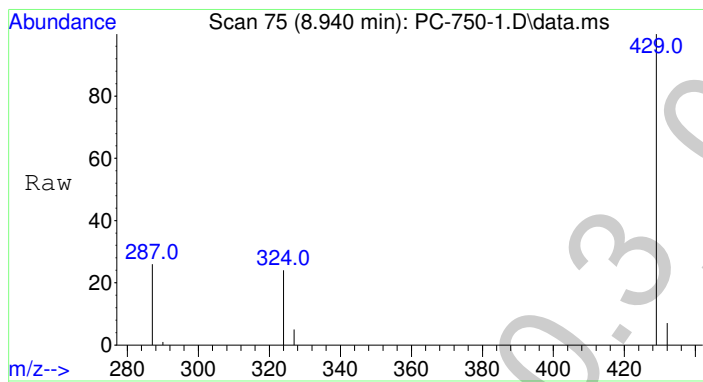
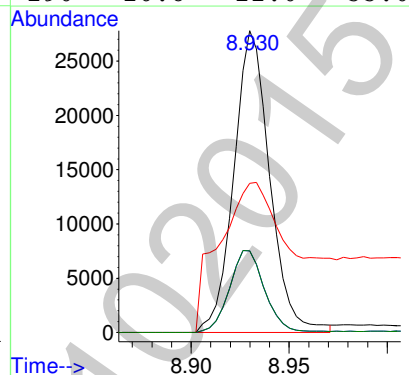
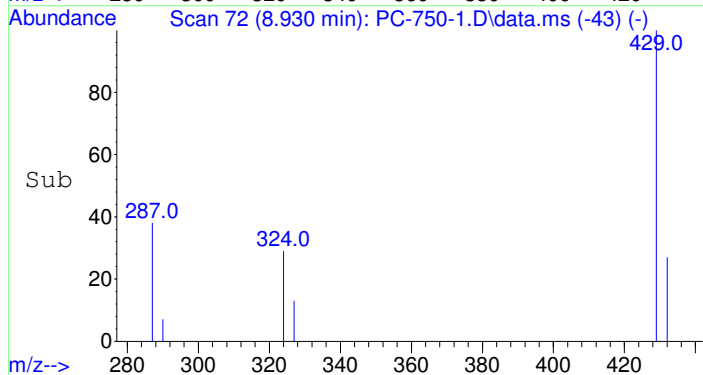


2



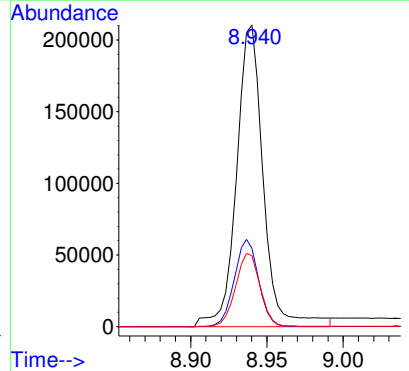
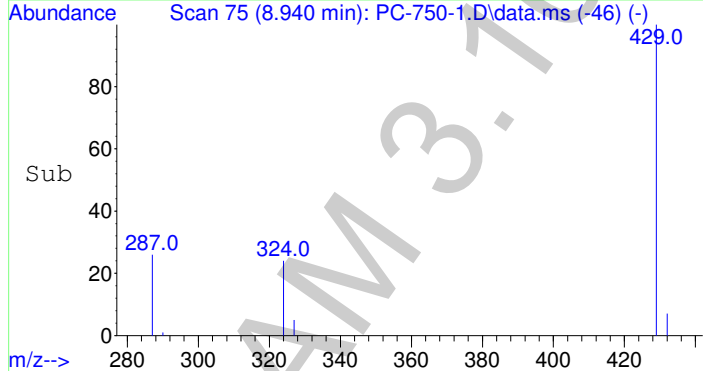
#3
 Morphine-D3-TMS
 Concen: 100.00 ng/mL
 RT: 8.930 min Scan# 72
 Delta R.T. -0.000 min
 Lab File: PC-750-1.D
 Acq: 10 Jun 2015 16:30

Tgt Ion	Resp	Lower	Upper
432	35569		
432	100		
290	26.8	22.0	33.0
327	110.0	96.9	145.3
290	26.8	22.0	33.0



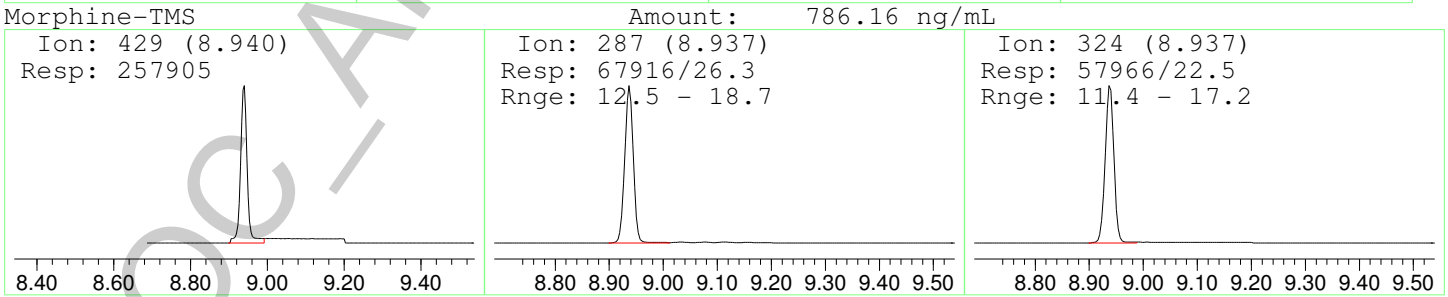
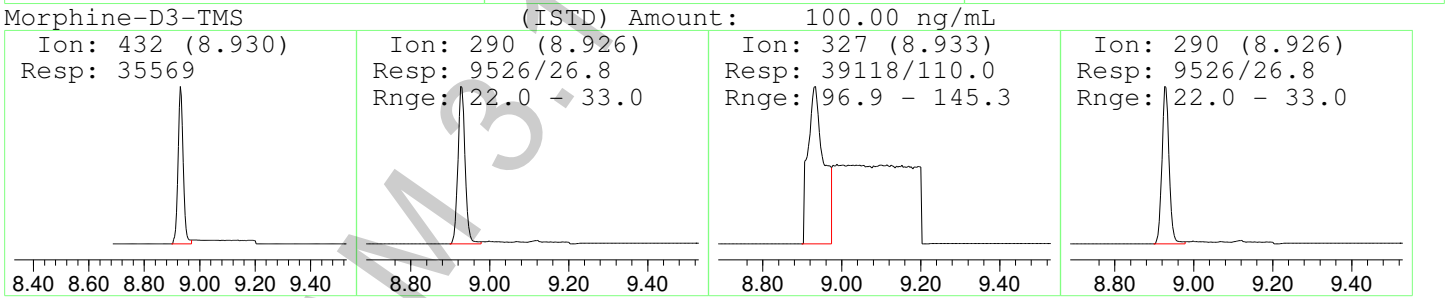
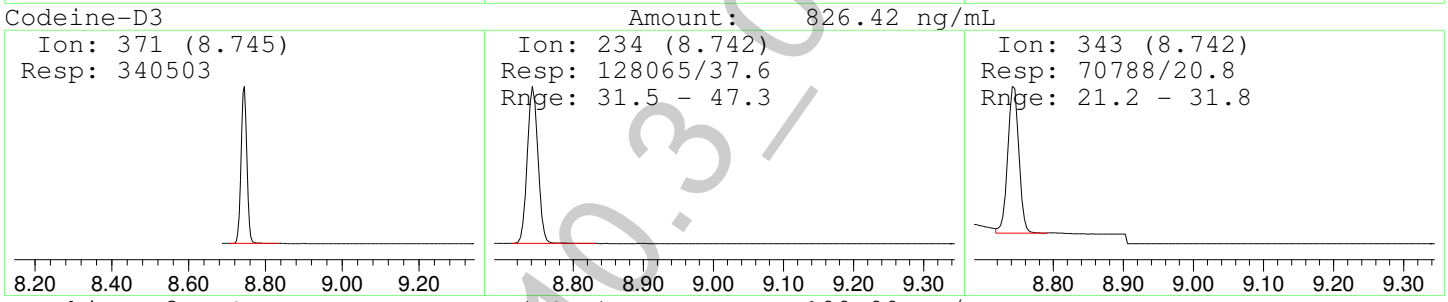
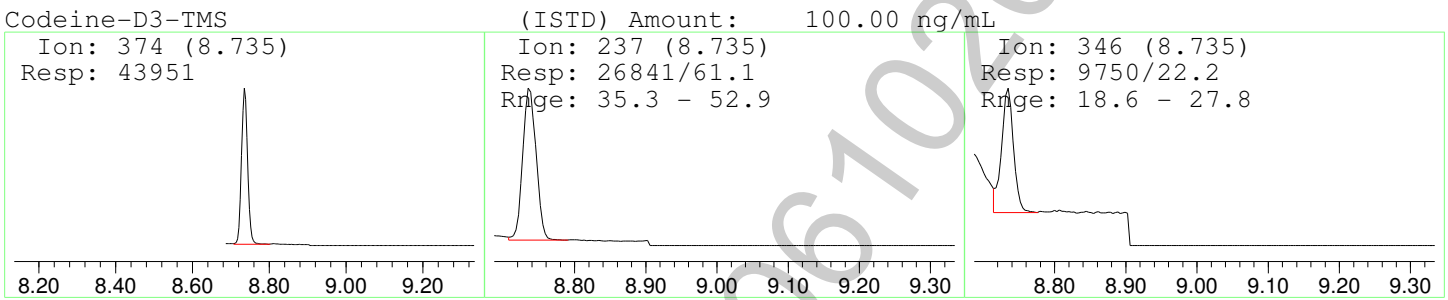
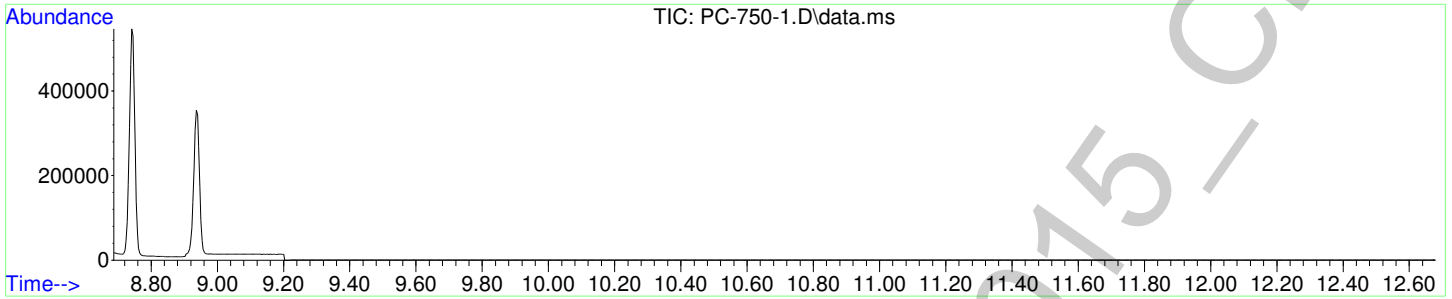
#4
 Morphine-TMS
 Concen: 786.16 ng/mL
 RT: 8.940 min Scan# 75
 Delta R.T. 0.000 min
 Lab File: PC-750-1.D
 Acq: 10 Jun 2015 16:30

Tgt Ion	Resp	Lower	Upper
429	257905		
429	100		
287	26.3	12.5	18.7#
324	22.5	11.4	17.2#



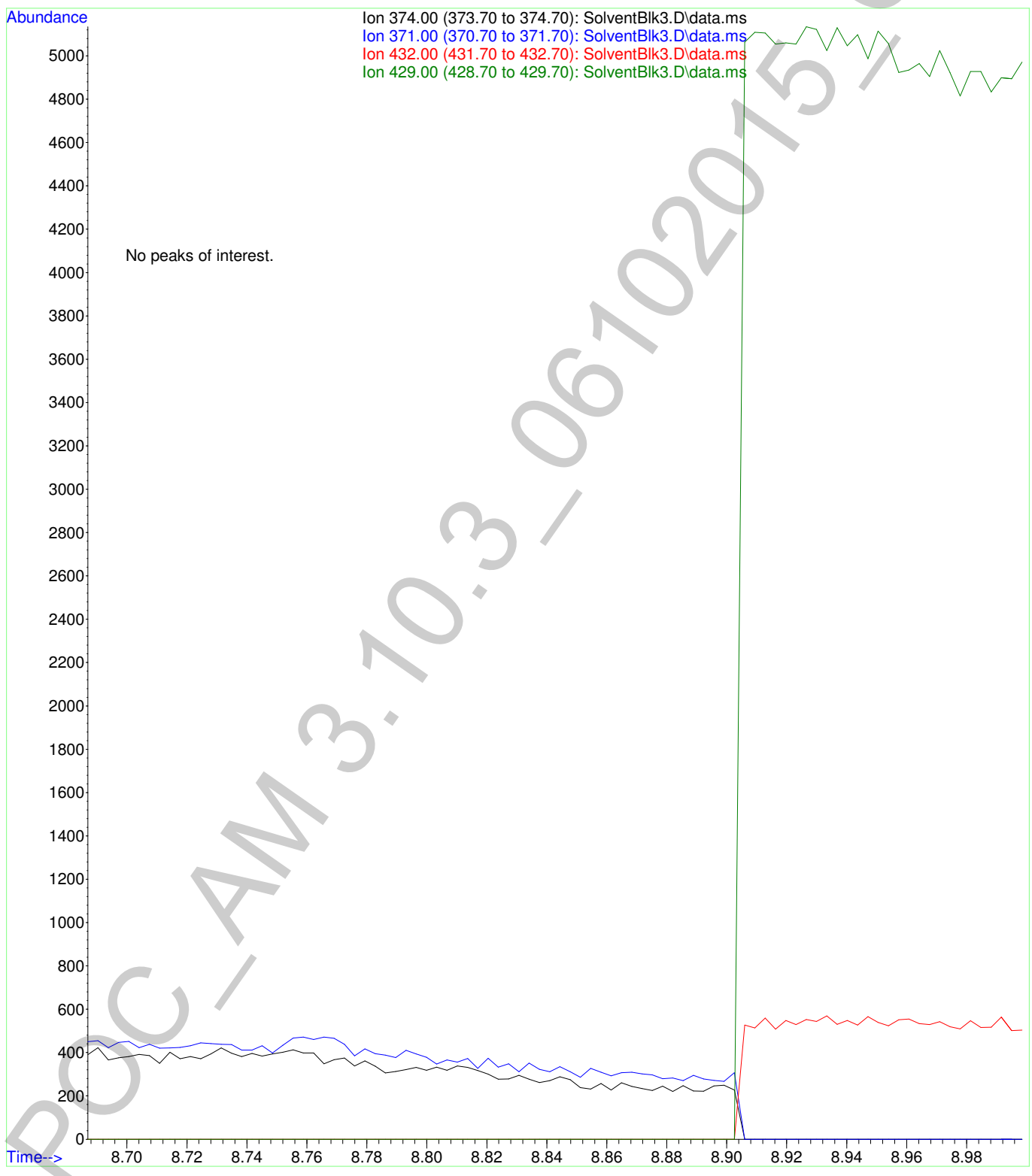
2

Data Path : F:\Data\061015 OP\
 Data File : PC-750-1.D
 Acq On : 10 Jun 2015 16:30
 Operator : C Shrum
 Sample : 750ng/mL Positive Control
 Misc : Analytical Method 3.10.3
 ALS Vial : 9 Sample Multiplier: 1



2

File :F:\Data\061015 OP\SolventBlk3.D
Operator : C Shrum
Acquired : 10 Jun 2015 18:22 using AcqMethod AM-3-10-3-3.M
Instrument : Probie
Sample Name: Solvent Blank
Misc Info : CHCl3
Vial Number: 95



2

File :F:\Data\061015 OP\Post-Blank.D
Operator : C Shrum
Acquired : 10 Jun 2015 19:36 using AcqMethod AM-3-10-3-3.M
Instrument : Probie
Sample Name: Post-run Solvent Blank
Misc Info : CHCl3
Vial Number: 93

